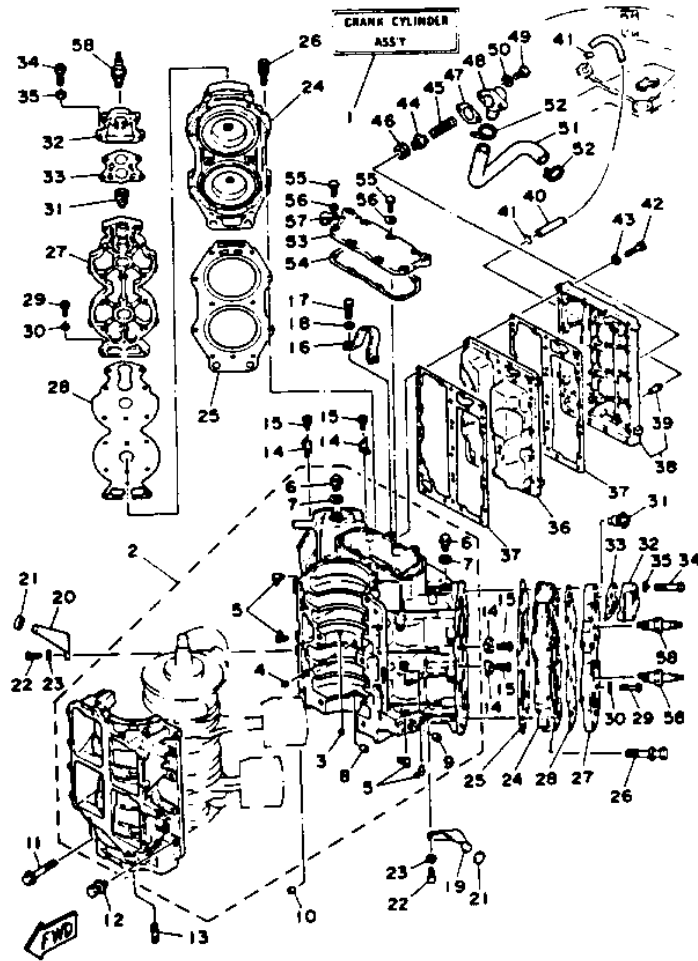


115TXRQ 1992 / CYLINDER CRANKCASE



©2014 Yamaha Motor Corporation, U.S.A. All rights reserved.

Part List









115TXRQ 1992 / CYLINDER CRANKCASE

| REF - NO | PART NUMBER | PART NAME | QUANTITY | REMARKS |
|----------|-----------------|--|----------|--------------|
| 1 | 6N7-W0090-10-EK | CRANK-CYLINDER ASSEMBLY. | 1 | UR 130 MODEL |
| 1 | 6N6-W0090-10-EK | CRANK CYLINDER. ASS"Y (REF. #2~56 & GRIDS A8-9, REF. #1) | 1 | UR 115 MODEL |
| 2 | 6N6-15100-00-94 | CRANKCASE ASSEMBLY | 1 | UR 115 MODEL |
| 2 | 6N7-15100-00-94 | CRANKCASE ASSEMBLY | 1 | UR 130 MODEL |
| 3 | 624-11379-00-00 | .VALVE, CHECK | 1 | |
| 4 | 663-11518-01-00 | .LOCK BEARING | 1 | |
| 5 | 6E5-11372-00-00 | .NIPPLE, HOSE | 4 | |
| 6 | 90340-14M00-00 | .PLUG, STRAIGHT SCREW | 2 | |
| 7 | 90430-14115-00 | .GASKET | 2 | |
| 8 | 90384-06M07-00 | .BUSH, BIMETAL FORMED | 1 | |
| 9 | 90384-14M09-00 | .BUSH, BIMETAL FORMED | 1 | |
| 10 | 93608-12063-00 | PIN, DOWEL | 2 | |
| 11 | 90105-10M20-00 | BOLT, FLANGE | 6 | |
| 12 | 90119-08M23-00 | BOLT, W/WASHER | 8 | |
| 13 | 90116-08M45-00 | BOLT, STUD | 2 | |
| 14 | 6E5-11325-00-00 | ANODE | 4 | |
| 15 | 98680-04016-00 | SCREW OVAL HEAD | 4 | |
| 16 | 6E5-11119-00-00 | HANGER, ENGINE | 1 | |
| 17 | 97313-08020-00 | BOLT, HEXAGON | 2 | |
| 18 | 92990-08100-00 | WASHER, SPRING | 2 | |
| 19 | 6E5-42761-00-94 | STOPPER | 1 | |
| 20 | 6E5-42762-00-94 | STOPPER | 1 | |
| 21 | 663-44533-00-00 | DAMPER, UPPER MOUNT RUBBER | 2 | |
| 22 | 97313-06020-00 | BOLT, HEXAGON | 4 | |
| 23 | 92990-06600-00 | WASHER, PLATE | 4 | |
| 24 | 6L1-11111-00-94 | HEAD, CYLINDER 1 | 2 | UR 130 MODEL |
| 24 | 6E5-11111-10-94 | HEAD, CYLINDER 1 | 2 | UR 115 MODEL |
| 25 | 6E5-11181-A0-00 | GASKET, CYLINDER HEAD 1 | 2 | |
| 26 | 90119-08M21-00 | BOLT, WITH WASHER | 20 | |
| 27 | 6E5-11191-01-9M | COVER, CYLINDER HEAD 1 | 2 | |
| 28 | 6E5-11193-A0-00 | .GASKET, HEAD COVER 1 | 2 | |
| 29 | 97313-06030-00 | BOLT | 24 | |
| 30 | 92990-06600-00 | WASHER, PLATE | 24 | |
| 31 | 6E5-12411-20-00 | THERMOSTAT | 2 | |
| 32 | 6G5-12413-00-9M | COVER, THERMOSTAT | 2 | |
| 33 | 688-12414-A1-00 | .GASKET, COVER | 2 | |
| 34 | 97313-06040-00 | BOLT, HEXAGON | 8 | |
| 35 | 92990-06600-00 | WASHER, PLATE | 8 | |
| 36 | 6E5-41111-00-9M | INNER COVER, EXHAUST | 1 | UR 115 MODEL |
| 36 | 6L1-41111-00-9M | INNER COVER, EXHAUST | 1 | UR 130 MODEL |
| 37 | 6E5-41112-A0-00 | GASKET, EXHAUST INNER COVER | 2 | |
| 38 | 6N7-41113-00-9M | OUTER COVER, EXHAUST | 1 | |
| 39 | 652-24461-00-00 | .PIPE, JOINT 4 | 1 | |
| 40 | 6E5-24312-00-00 | PIPE 2 | 1 | |
| 41 | 90467-08004-00 | CLIP | 2 | |
| 42 | 97013-06035-00 | BOLT | 23 | |
| 43 | 92990-06600-00 | WASHER, PLATE | 23 | |
| 44 | 6G5-12416-00-00 | VALVE, PRESSURE CONTROL | 1 | |
| 45 | 90501-16M11-00 | SPRING, COMPRESSION | 1 | |
| 46 | 90480-20M05-00 | GROMMET | 1 | |

| | | | | |
|----|-----------------|--------------------------------|---|--------------|
| 47 | 6G5-11382-A1-00 | .GASKET 2 | 1 | |
| 48 | 6G5-11372-00-5B | NIPPLE, HOSE (6G5-11372-00-9M) | 1 | |
| 49 | 97313-06020-00 | BOLT, HEXAGON | 2 | |
| 50 | 92990-06600-00 | WASHER, PLATE | 2 | |
| 51 | 6E5-12576-00-00 | HOSE 1 | 1 | |
| 52 | 90465-13M36-00 | CLAMP | 2 | |
| 53 | 6K7-11371-01-9M | COVER | 1 | |
| 54 | 6E5-11381-A1-00 | GASKET 1 | 1 | |
| 55 | 97313-06020-00 | BOLT, HEXAGON | 7 | |
| 56 | 92990-06600-00 | WASHER, PLATE | 7 | |
| 57 | 90465-08028-00 | CLAMP | 1 | |
| 58 | NGK-B9HS1-00-00 | NGK B9HS-10 10PK | 4 | UR 130 MODEL |
| 58 | NGK-B8HS1-00-00 | PLUG, SPARK (NGK B8HS-10) | 4 | UR 115 MODEL |

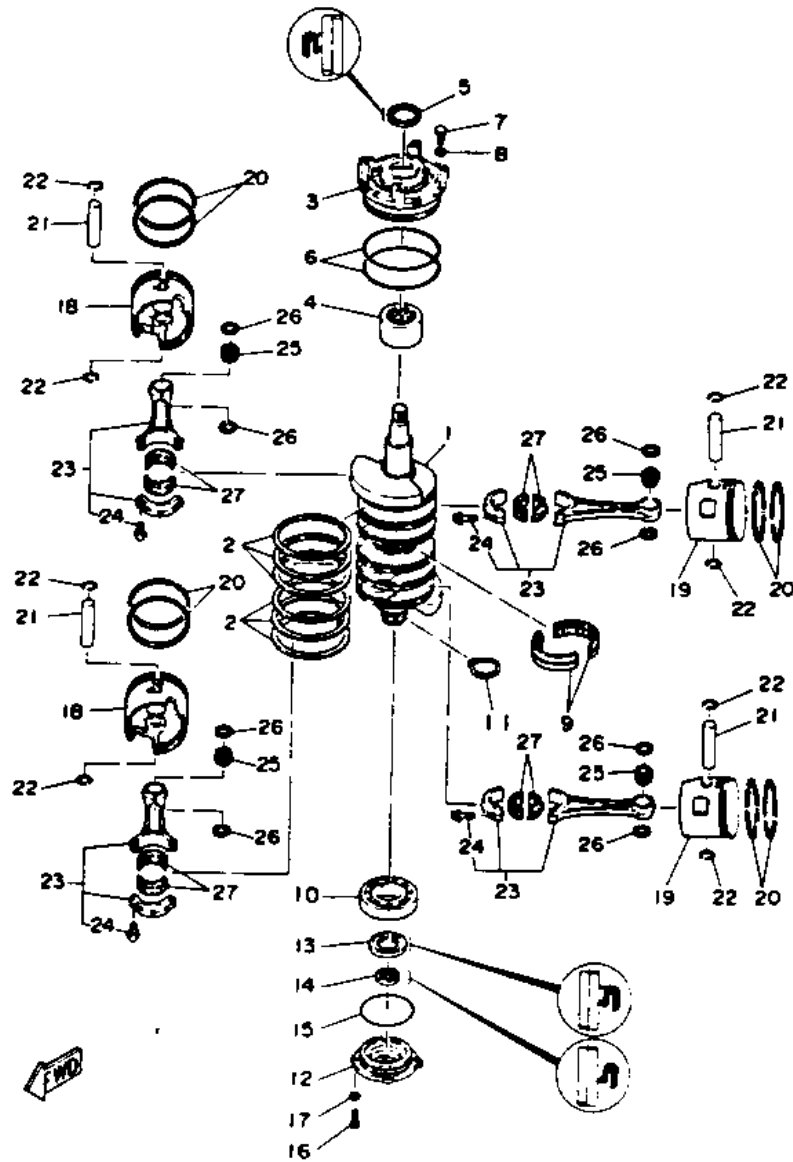
Part Notes

115TXRQ 1992 / CYLINDER CRANKCASE

| PART NUMBER | | NOTE TEXT |
|-----------------|---|--|
| 92990-06600-00 |  | OEM: This part number is among the Top 100 Most Popular Marine Maintenance Parts as of March 2014. |
| 92990-06600-00 |  | OEM: This part number is among the Top 100 Most Popular Marine Maintenance Parts as of March 2014. |
| 688-12414-A1-00 |  | OEM: This part number is among the Top 100 Most Popular Marine Maintenance Parts as of March 2014. |
| 92990-06600-00 |  | OEM: This part number is among the Top 100 Most Popular Marine Maintenance Parts as of March 2014. |
| 92990-06600-00 |  | OEM: This part number is among the Top 100 Most Popular Marine Maintenance Parts as of March 2014. |
| 90480-20M05-00 |  | OEM: This part number is among the Top 100 Most Popular Marine Maintenance Parts as of March 2014. |
| 92990-06600-00 |  | OEM: This part number is among the Top 100 Most Popular Marine Maintenance Parts as of March 2014. |
| 92990-06600-00 |  | OEM: This part number is among the Top 100 Most Popular Marine Maintenance Parts as of March 2014. |

©2014 Yamaha Motor Corporation, U.S.A. All rights reserved.

115TXRQ 1992 / CRANKSHAFT PISTON



©2014 Yamaha Motor Corporation, U.S.A. All rights reserved.





Part List

115TXRQ 1992 / CRANKSHAFT PISTON

| REF - NO | PART NUMBER | PART NAME | QUANTITY | REMARKS |
|----------|-----------------|------------------------------|----------|---------|
| 1 | 6N7-11411-00-00 | CRANKSHAFT | 1 | |
| 2 | 6E5-11447-00-00 | SEAL, CRANK | 6 | |
| 3 | 6R3-15163-00-94 | HOUSING, BEARING 1 | 1 | |
| 4 | 93311-940U3-00 | BEARING | 1 | |
| 5 | 93102-40M38-00 | OIL SEAL | 1 | |
| 6 | 93211-04384-00 | .O-RING | 2 | |
| 7 | 97313-06020-00 | BOLT, HEXAGON | 3 | |
| 8 | 92990-06600-00 | WASHER, PLATE | 3 | |
| 9 | 93310-954V3-00 | BEARING, CYLINDRICAL | 1 | |
| 10 | 93306-208U0-00 | BEARING | 1 | |
| 11 | 93410-40M03-00 | CIRCLIP | 1 | |
| 12 | 6G5-15359-00-94 | HOUSING, OIL SEAL | 1 | |
| 13 | 93102-35M13-00 | OIL SEAL | 1 | |
| 14 | 93101-22M15-00 | .OIL SEAL | 1 | |
| 15 | 93210-74M35-00 | .O-RING | 1 | |
| 16 | 97395-06020-00 | BOLT, HEXAGON | 4 | |
| 17 | 92990-06600-00 | WASHER, PLATE | 4 | |
| 18 | 6R5-11631-01-93 | PISTON (STD) | 2 | |
| 18 | 6R5-11636-01-00 | PISTON (0.50MM O/S) | 2 | AP |
| 19 | 6R5-11646-01-00 | PISTON (2ND O/S 0.50MM) | 2 | AP |
| 19 | 6R5-11642-01-93 | PISTON 2 (STD) | 2 | |
| 20 | 6R5-11603-00-00 | PISTON RING SET (STD) | 4 | |
| 20 | 6R5-11605-00-00 | PISTON RING SET (0.50MM O/S) | 4 | AP |
| 21 | 6K7-11633-00-00 | PIN, PISTON | 4 | |
| 22 | 6E5-11634-00-00 | CLIP, PISTON PIN | 8 | |
| 23 | 6E5-11650-01-00 | CONNECTING ROD ASSY | 4 | |
| 24 | 90109-08M61-00 | .BOLT | 2 | |
| 25 | 93603-21111-00 | PIN, DOWEL | 120 | |
| 26 | 90201-21M75-00 | WASHER, PLATE | 8 | |
| 27 | 93310-836V2-00 | BEARING | 4 | |

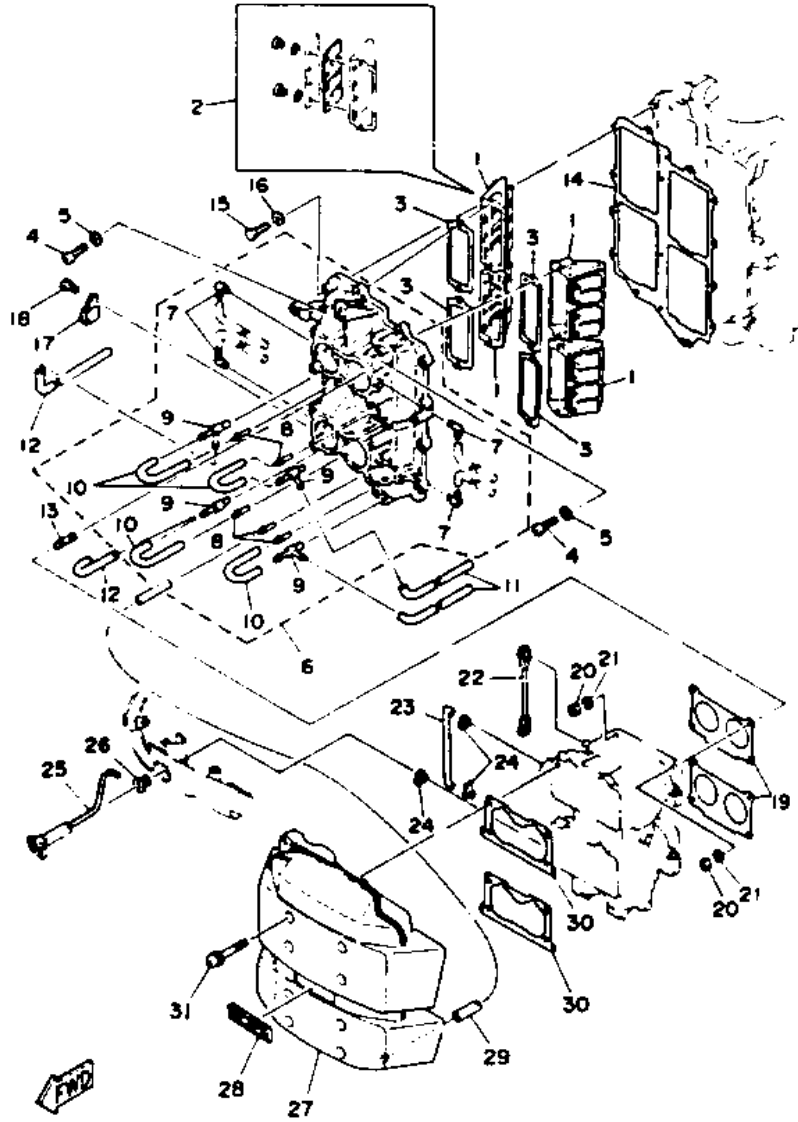
Part Notes

115TXRQ 1992 / CRANKSHAFT PISTON

| PART NUMBER | NOTE TEXT |
|--|--|
| 93211-04384-00  | OEM: This part number is among the Top 100 Most Popular Marine Maintenance Parts as of March 2014. |
| 92990-06600-00  | OEM: This part number is among the Top 100 Most Popular Marine Maintenance Parts as of March 2014. |
| 92990-06600-00  | OEM: This part number is among the Top 100 Most Popular Marine Maintenance Parts as of March 2014. |
| 93603-21111-00  | OEM: This part number is among the Top 100 Most Popular Marine Maintenance Parts as of March 2014. |

©2014 Yamaha Motor Corporation, U.S.A. All rights reserved.

115TXRQ 1992 / INTAKE



©2014 Yamaha Motor Corporation, U.S.A. All rights reserved.


Part List

115TXRQ 1992 / INTAKE

| REF - NO | PART NUMBER | PART NAME | QUANTITY | REMARKS |
|----------------|-----------------|------------------------------|----------|---------|
| 1 | 6E5-13610-00-00 | REED VALVE ASSY | 4 | |
| 2 | 6E5-W0004-00-00 | .REED SET | 1 | |
| 3 | 6E5-13621-A1-00 | .GASKET, VALVE SEAT | 4 | |
| 4 | 98503-05025-00 | SCREW, PAN HEAD | 8 | |
| 5 | 92990-05600-00 | WASHER, PLATE | 8 | |
| 6 | 6E5-13641-10-94 | MANIFOLD 1 | 1 | |
| 7 | 6E5-13552-00-00 | .NOZZLE | 4 | |
| 8 | 624-14485-00-00 | .PIPE, JOINT | 5 | |
| 9 | 6E5-11370-00-00 | .CHECK VALVE ASSY | 4 | |
| 10 | 90445-07M28-00 | .HOSE (L70) | 4 | |
| 11 | 90445-07M24-00 | HOSE (L240) | 2 | |
| 12 | 90445-07M46-00 | HOSE (L360) | 2 | |
| 13 | 90116-06M30-00 | BOLT, STUD | 8 | |
| 14 | 6E5-13645-A1-00 | GASKET, MANIFOLD 1 | 1 | |
| 15 | 97313-06025-00 | BOLT | 12 | |
| 16 | 92990-06600-00 | WASHER, PLATE | 12 | |
| 17 | 90465-08028-00 | CLAMP | 1 | |
| 18 | 97013-06012-00 | BOLT | 1 | |
| 19 | 6E5-14198-A1-00 | GASKET | 2 | |
| 20 | 95380-06600-00 | NUT, HEXAGON | 8 | |
| 21 | 92995-06100-00 | WASHER, SPRING | 8 | |
| 22 | 6E5-41217-01-00 | ROD, ACCEL. LEVER | 1 | |
| 23 | 6E5-41256-01-00 | ROD, CHOKE 1 | 1 | |
| 24 | 661-41262-02-00 | JOINT, CHOKE LEVER | 3 | |
| 25 | 6N7-41271-00-00 | KNOB, CHOKE | 1 | |
| 26 | 689-41273-00-00 | GROMMET | 1 | |
| 27 | 6N7-14440-00-00 | SILENCER ASSEMBLY, INTAKE | 1 | |
| 28 | 6E5-1441K-00-00 | EMBLEM | 1 | |
| 29 | 90445-07M08-00 | HOSE (L220) | 1 | |
| 30 | 6K7-14483-00-00 | GASKET | 2 | |
| 31 | 90159-06M14-00 | SCREW, WITH WASHER | 8 | |

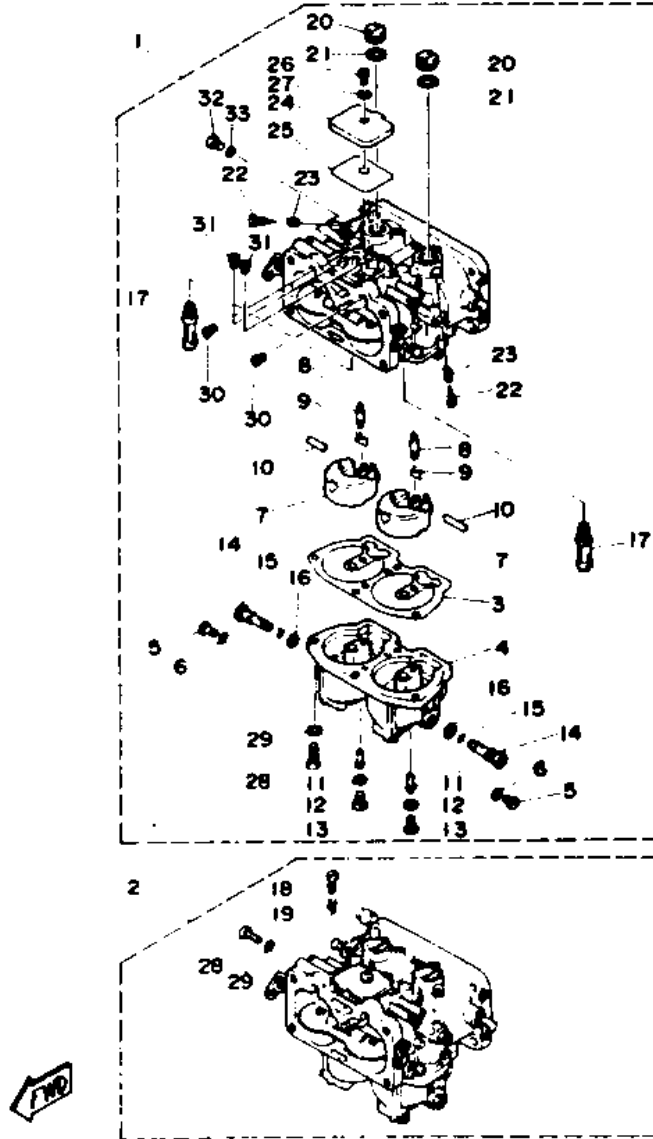
Part Notes

115TXRQ 1992 / INTAKE

| PART NUMBER | NOTE TEXT |
|--|--|
| 92990-06600-00  | OEM: This part number is among the Top 100 Most Popular Marine Maintenance Parts as of March 2014. |

©2014 Yamaha Motor Corporation, U.S.A. All rights reserved.

115TXRQ 1992 / CARBURETOR



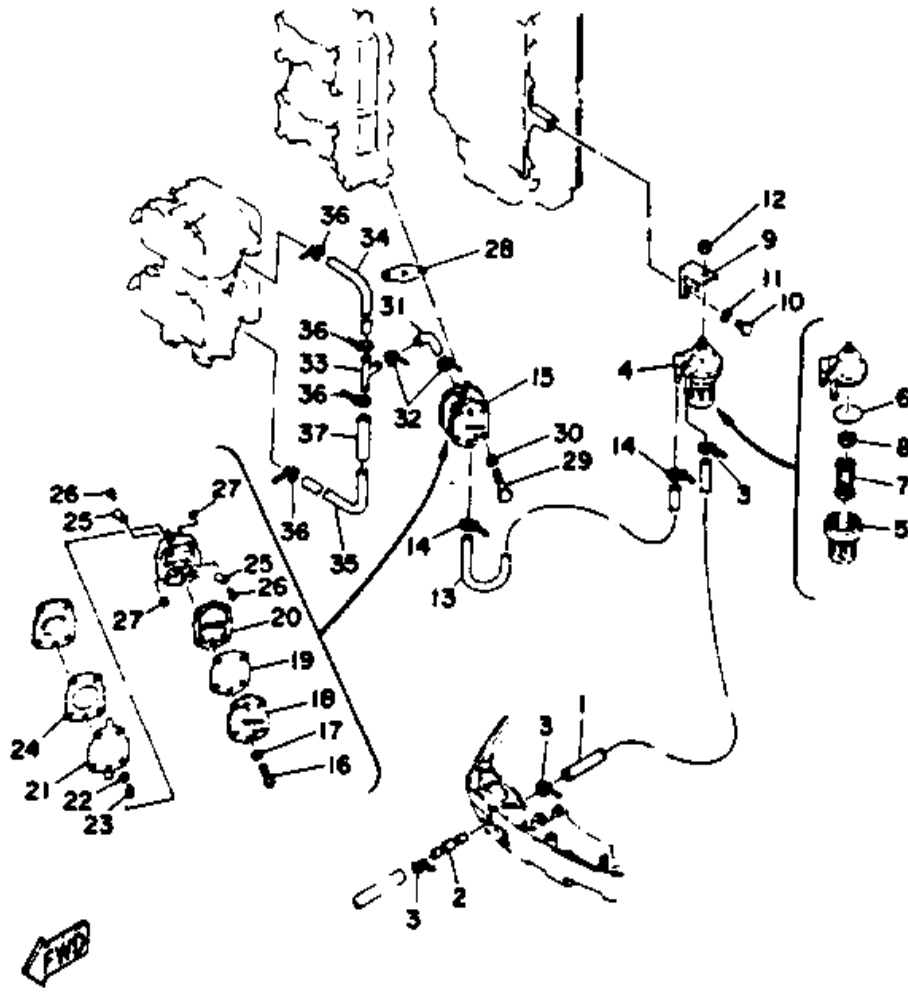
©2014 Yamaha Motor Corporation, U.S.A. All rights reserved.

Part List

115TXRQ 1992 / CARBURETOR

| REF - NO | PART NUMBER | PART NAME | QUANTITY | REMARKS |
|----------------|-----------------|----------------------------|----------|--------------|
| 1 | 6E5-14301-13-00 | CARBURETOR ASSEMBLY 1 | 1 | UR 115 MODEL |
| 1 | 6L1-14301-01-00 | CARBURETOR ASSEMBLY 1 | 1 | UR 130 MODEL |
| 2 | 6L1-14302-01-00 | CARBURETOR ASSEMBLY 2 | 1 | UR 130 MODEL |
| 2 | 6E5-14302-13-00 | CARBURETOR ASSEMBLY 2 | 1 | UR 115 MODEL |
| 3 | 6E5-14384-03-00 | .GASKET, FLOAT CHAMBER | 2 | |
| 4 | 6E5-14381-03-00 | .BODY, FLOAT CHAMBER | 2 | |
| 5 | 6E5-14383-01-00 | .SCREW, DRAIN | 4 | |
| 6 | 6J8-14995-00-00 | .GASKET | 4 | |
| 7 | 6E5-14385-02-00 | .FLOAT | 4 | |
| 8 | 6E5-14546-00-00 | .VALVE, NEEDLE | 4 | |
| 9 | 6E5-14159-00-00 | .CLIP | 4 | |
| 10 | 6E5-14386-02-00 | .PIN, FLOAT | 4 | |
| 11 | 6E5-1492F-40-00 | .JET, AIR SLOW (#80) | 3 | UR 130 MODEL |
| 11 | 6E5-1492F-39-00 | .JET, AIR SLOW (#78) | 4 | UR 115 MODEL |
| 12 | 6E5-14397-00-00 | .O-RING | 4 | |
| 13 | 6E5-14394-00-00 | .PLUG, SLOW JET | 4 | |
| 14 | 6E5-1492E-90-00 | .JET, MAIN (#180) | 4 | |
| 15 | 6E5-14997-00-00 | .O-RING | 4 | |
| 16 | 6E5-14398-01-00 | .GASKET | 4 | |
| 17 | 6E5-1492A-00-00 | .NOZZLE, MAIN | 4 | |
| 18 | 6E5-14321-00-00 | .SCREW, THROTTLE | 1 | |
| 19 | 6J8-14334-00-00 | .SPRING, THROTTLE | 1 | |
| 20 | 6E5-14328-01-00 | .PLUG | 4 | |
| 21 | 6E5-14979-00-00 | .GASKET | 4 | |
| 22 | 6E5-14323-03-00 | .SCREW, AIR ADJUSTING | 4 | |
| 23 | 6E5-14223-00-00 | .SPRING, AIR ADJUSTING | 4 | |
| 24 | 6E5-14527-01-00 | .PLATE | 2 | |
| 25 | 6E5-14959-01-00 | .GASKET | 2 | |
| 26 | 97980-05108-00 | .SCREW, WITH WASHER | 2 | |
| 27 | 92990-05100-00 | .WASHER, SPRING | 2 | |
| 28 | 98580-05016-00 | .SCREW, PAN HEAD | 9 | |
| 29 | 92990-05100-00 | .WASHER, SPRING | 9 | |
| 30 | 61A-1492H-12-00 | .JET, SLOW AIR BLEED (#60) | 4 | |
| 31 | 61A-1492G-58-00 | .JET, MAIN AIR BLEED | 4 | UR 115 MODEL |
| 31 | 61A-1492G-44-00 | .JET, MAIN AIR BLEED | 4 | UR 130 MODEL |
| 32 | 6E5-14324-00-00 | .SCREW, FLAT HEAD | 2 | |
| 33 | 6J8-14995-00-00 | .GASKET | 2 | |

115TXRQ 1992 / FUEL SYSTEM



©2014 Yamaha Motor Corporation, U.S.A. All rights reserved.




Part List

115TXRQ 1992 / FUEL SYSTEM

| REF - NO | PART NUMBER | PART NAME | QUANTITY | REMARKS |
|----------|-----------------|---------------------|----------|---------|
| 1 | 6N7-24313-00-00 | PIPE 3 | 1 | |
| 2 | 6R3-24377-00-00 | PIPE, JOINT 2 | 1 | |
| 3 | 90465-11M10-00 | CLAMP | 3 | |
| 4 | 6E5-24560-00-00 | FILTER ASSY | 1 | |
| 5 | 655-24521-01-00 | .CUP, FILTER | 1 | |
| 6 | 93210-37M25-00 | .O-RING | 1 | |
| 7 | 6F5-24563-00-00 | .ELEMENT, FILTER | 1 | |
| 8 | 655-24564-00-00 | .GASKET | 1 | |
| 9 | 6E5-24566-00-00 | BRACKET, FILTER | 1 | |
| 10 | 97313-06014-00 | BOLT, HEXAGON | 1 | |
| 11 | 92995-06100-00 | WASHER, SPRING | 1 | |
| 12 | 95380-08600-00 | NUT | 1 | |
| 13 | 6E5-24314-01-00 | PIPE 4 | 1 | |
| 14 | 90465-11M10-00 | CLAMP | 2 | |
| 15 | 6E5-24410-03-00 | FUEL PUMP ASSY | 1 | |
| 16 | 98580-05035-00 | .SCREW, PAN HEAD | 3 | |
| 17 | 92990-05600-00 | .WASHER, PLATE | 3 | |
| 18 | 6E5-24413-00-00 | .BODY 2 | 1 | |
| 19 | 6E5-24471-00-00 | .DIAPHRAGM | 1 | |
| 20 | 6E5-24435-00-00 | .GASKET, BODY 2 | 1 | |
| 21 | 6E5-24411-00-00 | .DIAPHRAGM | 1 | |
| 22 | 648-24424-00-00 | .SEAT, SPRING | 1 | |
| 23 | 6E5-24423-00-00 | .SPRING, DIAPHRAGM | 1 | |
| 24 | 6E5-24434-02-00 | .GASKET, BODY | 1 | |
| 25 | 6A0-24421-01-00 | .VALVE, CHECK | 4 | |
| 26 | 6A0-14325-00-00 | .SCREW, PAN HEAD | 4 | |
| 27 | 95380-03600-00 | .NUT | 4 | |
| 28 | 650-24431-A0-00 | GASKET, FUEL PUMP 1 | 1 | |
| 29 | 97395-06050-00 | BOLT | 2 | |
| 30 | 92990-06600-00 | WASHER, PLATE | 2 | |
| 31 | 6G5-24316-10-00 | PIPE 6 | 1 | |
| 32 | 90465-11M10-00 | CLAMP | 2 | |
| 33 | 6E5-24376-10-00 | PIPE, JOINT 1 | 1 | |
| 34 | 6G5-24318-10-00 | PIPE, OVERFLOW | 1 | |
| 35 | 6G5-24319-10-00 | PIPE, OIL | 1 | |
| 36 | 90465-11M10-00 | CLAMP | 4 | |
| 37 | 90446-15M07-00 | HOSE (L60) | 1 | |

Part Notes

115TXRQ 1992 / FUEL SYSTEM

| PART NUMBER | NOTE TEXT |
|---|--|
| 6E5-24410-03-00  | OEM: This part number is among the Top 100 Most Popular Marine Maintenance Parts as of March 2014. |
| 650-24431-A0-00  | OEM: This part number is among the Top 100 Most Popular Marine Maintenance Parts as of March 2014. |
| 92990-06600-00  | OEM: This part number is among the Top 100 Most Popular Marine Maintenance Parts as of March 2014. |

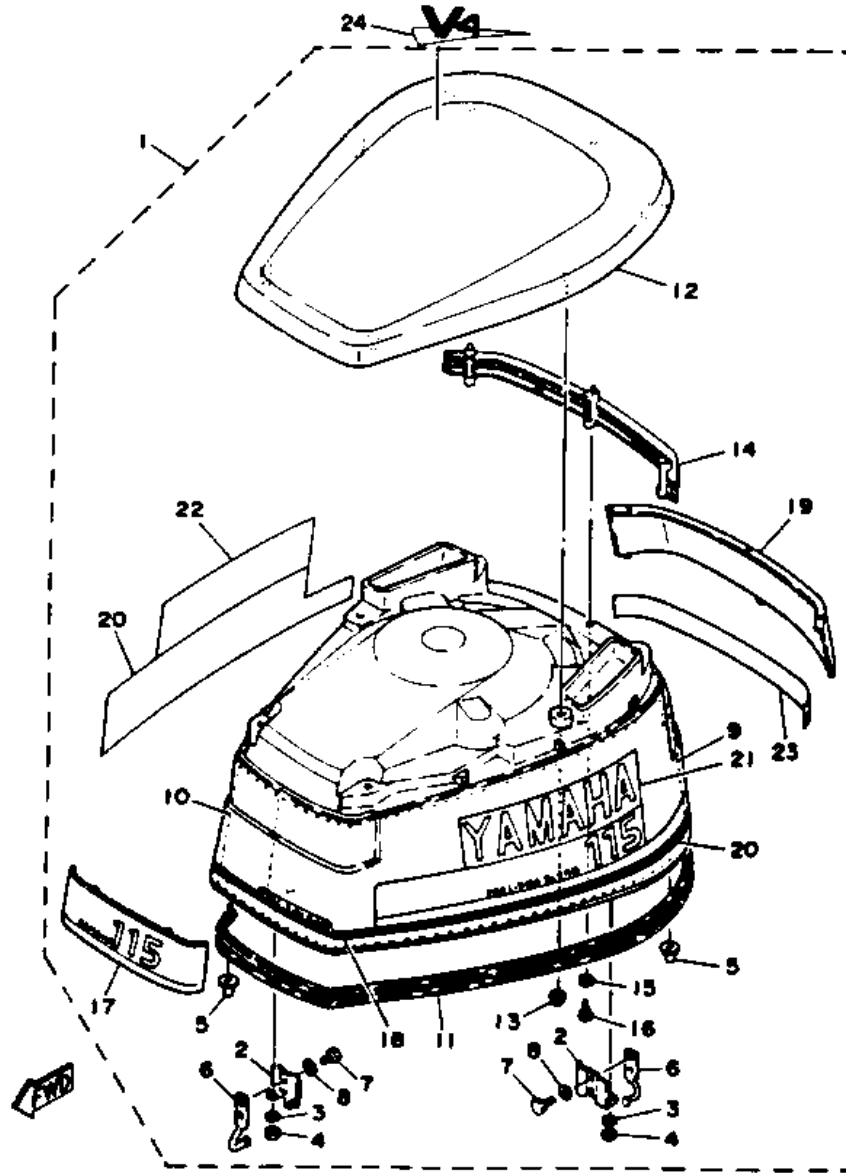
©2014 Yamaha Motor Corporation, U.S.A. All rights reserved.

Part List

115TXRQ 1992 / FUEL TANK

| REF - NO | PART NUMBER | PART NAME | QUANTITY | REMARKS |
|----------------|-----------------|-------------------------|----------|---------|
| 1 | 6Y1-W2420-42-24 | FUEL TANK ASSEMBLY | 1 | |
| 2 | 6Y1-24244-20-00 | .GRAPHIC, SIDE | 1 | |
| 3 | 6Y1-24610-00-00 | .CAP ASSEMBLY | 1 | |
| 4 | 6Y1-24260-02-00 | .FUEL METER ASSEMBLY | 1 | |
| 5 | 6Y1-24268-00-00 | .GASKET, FUEL METER | 1 | |
| 6 | 6Y1-24329-00-00 | .SEAL | 4 | |
| 7 | 98586-05016-00 | .SCREW, PAN HEAD | 4 | |
| 8 | 6Y1-24256-50-00 | .GRAPHIC, FUEL TANK | 1 | |
| 9 | 6Y2-24306-40-00 | FUEL PIPE COMP. 1 | 1 | |
| 10 | 90445-13M01-00 | .HOSE (L2050) | 1 | |
| 11 | 6E5-24351-51-00 | .BAND 1 | 3 | |
| 12 | 90445-13M35-00 | .HOSE (L250) | 1 | |
| 13 | 6Y2-24360-51-00 | .PRIMER PUMP ASSY | 1 | |
| 14 | 6Y2-24305-02-00 | .FUEL PIPE JOINT COMP 2 | 1 | |
| 15 | 93210-08287-00 | ..O-RING | 1 | |

115TXRQ 1992 / TOP COWLING



©2014 Yamaha Motor Corporation, U.S.A. All rights reserved.


Part List

115TXRQ 1992 / TOP COWLING

| REF - NO | PART NUMBER | PART NAME | QUANTITY | REMARKS |
|----------|-----------------|-----------------------|----------|--------------|
| 1 | 6N6-42610-71-EK | TOP COWLING ASSEMBLY. | 1 | UR 115 MODEL |
| 1 | 6N7-42610-71-EK | TOP COWLING ASSEMBLY | 1 | UR 130 MODEL |
| 2 | 6R3-42647-00-00 | .HOLDER, CLAMP BAND | 2 | |
| 3 | 92995-06100-00 | .WASHER, SPRING | 4 | |
| 4 | 95380-06600-00 | .NUT, HEXAGON | 4 | |
| 5 | 6R3-42662-00-00 | .DAMPER | 3 | |
| 6 | 6R3-42814-00-00 | .HOOK, CLAMP | 2 | |
| 7 | 97395-06012-00 | .BOLT | 4 | |
| 8 | 92990-06600-00 | .WASHER, PLATE | 4 | |
| 9 | 6N7-42619-00-00 | .DAMPER, FORM | 1 | |
| 10 | 6N7-42627-00-00 | .DAMPER, FORM | 1 | |
| 11 | 6R3-42615-01-00 | .SEAL | 1 | |
| 12 | 6N7-42613-00-EK | .MOLDING, AIR DUCT | 1 | |
| 13 | 90179-06M24-00 | .NUT | 6 | |
| 14 | 6N7-42636-00-00 | .LOUVER 2 | 1 | |
| 15 | 92990-04600-00 | .WASHER, PLATE | 3 | |
| 16 | 97780-40120-00 | .SCREW, TAPPING | 3 | |
| 17 | 6N7-42686-00-00 | .EMBLEM, FRONT | 1 | UR 130 MODEL |
| 17 | 6N6-42686-00-00 | .EMBLEM, FRONT | 1 | UR 115 MODEL |
| 18 | 6N7-42677-40-00 | .GRAPHIC, FRONT | 1 | |
| 19 | 6N7-42687-00-00 | .EMBLEM, REAR | 1 | UR 130 MODEL |
| 19 | 6N6-42687-00-00 | .EMBLEM, REAR | 1 | UR 115 MODEL |
| 20 | 6N6-W0070-40-00 | .GRAPHIC SET | 1 | UR 115 MODEL |
| 20 | 6N7-W0070-40-00 | .GRAPHIC SET | 1 | UR 130 MODEL |
| 21 | 6N7-42681-40-00 | .MARK, COWLING 1 | 1 | |
| 22 | 6N7-42682-40-00 | .MARK, COWLING 2 | 1 | |
| 23 | 6N7-42678-40-00 | .GRAPHIC, REAR | 1 | |
| 24 | 6N7-42683-40-00 | MARK, COWLING | 1 | |

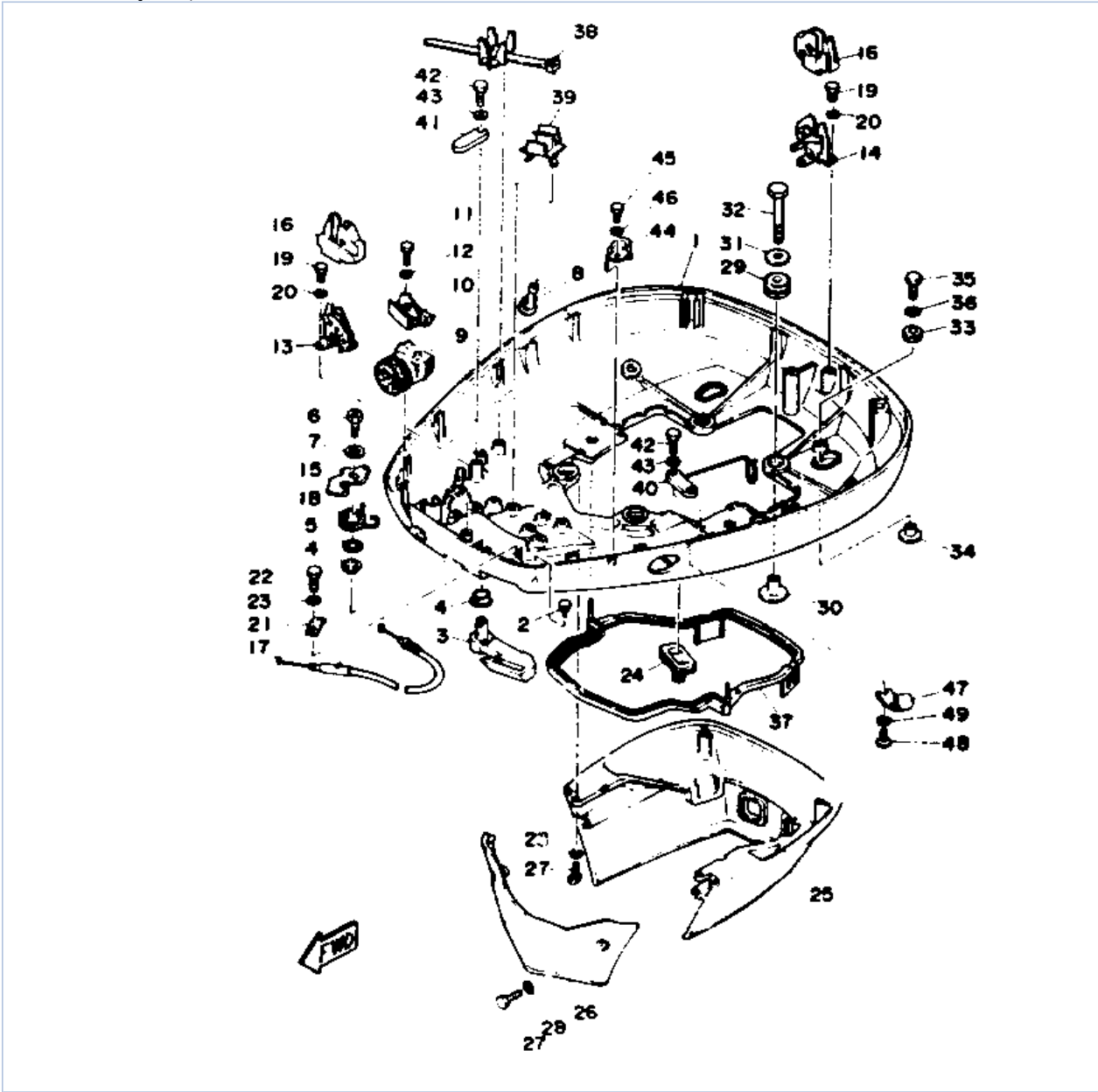
Part Notes

115TXRQ 1992 / TOP COWLING

| PART NUMBER | NOTE TEXT |
|--|--|
| 92990-06600-00  | OEM: This part number is among the Top 100 Most Popular Marine Maintenance Parts as of March 2014. |

©2014 Yamaha Motor Corporation, U.S.A. All rights reserved.

115TXRQ 1992 / BOTTOM COWLING



©2014 Yamaha Motor Corporation, U.S.A. All rights reserved.

Part List

115TXRQ 1992 / BOTTOM COWLING

| REF - NO | PART NUMBER | PART NAME | QUANTITY | REMARKS |
|----------------|-----------------|---------------------|----------|---------|
| 1 | 6N7-42711-40-EK | BOTTOM COWLING | 1 | |
| 2 | 6H4-42748-00-00 | GROMMET | 1 | |
| 3 | 6N7-42815-00-EK | LEVER, CLAMP 1 | 1 | |
| 4 | 90386-13M88-00 | BUSH | 2 | |
| 5 | 90206-13M10-00 | WASHER, WAVE | 1 | |
| 6 | 90109-08M45-00 | BOLT | 1 | |
| 7 | 92990-08200-00 | WASHER, PLAIN | 1 | |
| 8 | 6E5-44391-00-00 | NIPPLE, HOSE | 1 | |
| 9 | 6N7-42725-20-00 | GROMMET | 1 | |
| 10 | 6N7-42738-01-5B | PLATE, FITTING | 1 | |
| 11 | 97395-06016-00 | BOLT, HEX | 2 | |
| 12 | 92990-06600-00 | WASHER, PLATE | 2 | |
| 13 | 6R3-42824-00-00 | BASE, CLAMP LEVER | 1 | |
| 14 | 6R3-42811-00-00 | STAY | 1 | |
| 15 | 6R3-42816-00-00 | LEVER, CLAMP | 1 | |
| 16 | 6R3-42851-00-00 | COVER, CLAMP | 2 | |
| 17 | 6R3-42850-00-00 | WIRE, COMPLETE | 2 | |
| 18 | 6R3-42813-00-00 | SPRING, CLAMP LEVER | 1 | |
| 19 | 97395-06016-00 | BOLT, HEX | 4 | |
| 20 | 92990-06600-00 | WASHER, PLATE | 4 | |
| 21 | 6R3-42828-00-00 | PLATE, CLAMP | 1 | |
| 22 | 97395-06010-00 | BOLT | 1 | |
| 23 | 92990-06600-00 | WASHER, PLATE | 1 | |
| 24 | 688-42726-10-00 | GROMMET | 1 | |
| 25 | 6N7-42741-00-EK | APRON 1 | 1 | |
| 26 | 6R3-42771-00-EK | APRON 2 | 1 | |
| 27 | 97395-06020-00 | BOLT, HEXAGON | 4 | |
| 28 | 92990-06600-00 | WASHER, PLATE | 4 | |
| 29 | 90480-22M15-00 | GROMMET | 4 | |
| 30 | 90387-08M37-00 | COLLAR | 4 | |
| 31 | 90201-08M54-00 | WASHER, PLATE | 4 | |
| 32 | 97090-08035-00 | BOLT | 4 | |
| 33 | 90480-14M45-00 | GROMMET | 2 | |
| 34 | 90387-06M52-00 | COLLAR | 2 | |
| 35 | 97395-06025-00 | BOLT | 2 | |
| 36 | 90201-06M02-00 | WASHER, PLATE | 2 | |
| 37 | 6E5-42716-00-00 | RUBBER, SEAL 1 | 1 | |
| 38 | 688-82594-00-00 | CLAMP | 1 | |
| 39 | 6E5-82594-00-00 | CLAMP | 4 | |
| 40 | 6K7-82588-00-00 | PLATE | 1 | |
| 41 | 6E5-82588-00-00 | PLATE | 1 | |
| 42 | 97395-06020-00 | BOLT, HEXAGON | 2 | |
| 43 | 92990-06600-00 | WASHER, PLATE | 2 | |
| 44 | 90465-12M25-00 | CLAMP | 1 | |
| 45 | 97395-06012-00 | BOLT | 1 | |
| 46 | 92990-06600-00 | WASHER, PLATE | 1 | |
| 47 | 6E5-24367-10-00 | CLAMP, FUEL PIPE 2 | 1 | |
| 48 | 90157-06M01-00 | SCREW, PAN HEAD | 1 | |
| 49 | 92990-06600-00 | WASHER, PLATE | 1 | |

Part Notes

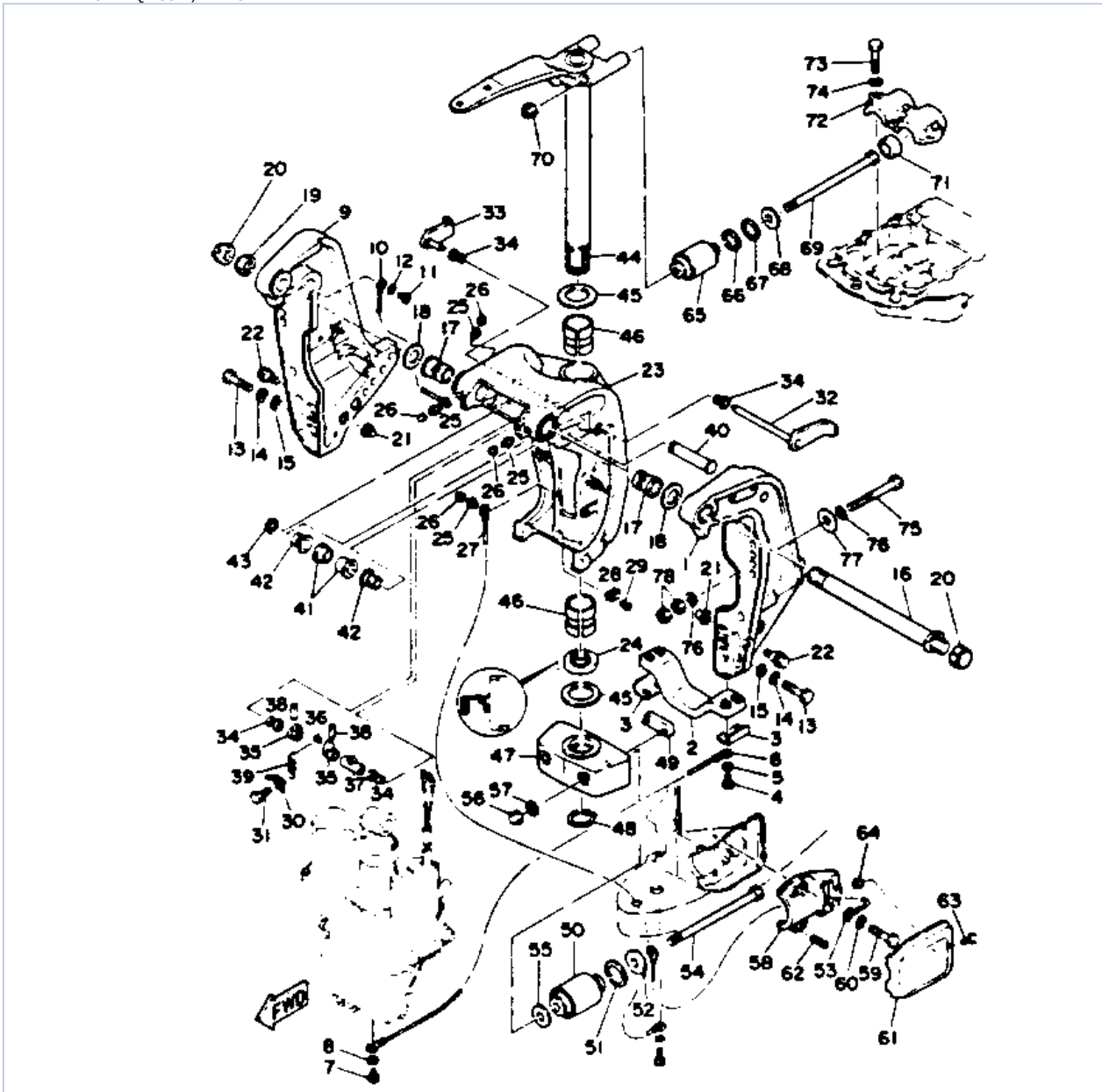
115TXRQ 1992 / BOTTOM COWLING

| PART NUMBER | NOTE TEXT |
|-------------|-----------|
|-------------|-----------|

| | | |
|----------------|---|--|
| 92990-06600-00 |  | OEM: This part number is among the Top 100 Most Popular Marine Maintenance Parts as of March 2014. |
| 92990-06600-00 |  | OEM: This part number is among the Top 100 Most Popular Marine Maintenance Parts as of March 2014. |
| 92990-06600-00 |  | OEM: This part number is among the Top 100 Most Popular Marine Maintenance Parts as of March 2014. |
| 92990-06600-00 |  | OEM: This part number is among the Top 100 Most Popular Marine Maintenance Parts as of March 2014. |
| 92990-06600-00 |  | OEM: This part number is among the Top 100 Most Popular Marine Maintenance Parts as of March 2014. |
| 92990-06600-00 |  | OEM: This part number is among the Top 100 Most Popular Marine Maintenance Parts as of March 2014. |
| 92990-06600-00 |  | OEM: This part number is among the Top 100 Most Popular Marine Maintenance Parts as of March 2014. |

©2014 Yamaha Motor Corporation, U.S.A. All rights reserved.

115TXRQ 1992 / BRACKET 1



©2014 Yamaha Motor Corporation, U.S.A. All rights reserved.

Part List




115TXRQ 1992 / BRACKET 1

| REF - NO | PART NUMBER | PART NAME | QUANTITY | REMARKS |
|----------------|-----------------|-------------------------------|----------|---------------|
| 1 | 6G5-43111-01-EK | BRACKET CLAMP | 1 | |
| 2 | 6G5-45251-01-00 | ANODE | 1 | |
| 3 | 6G5-44526-00-00 | PLATE | 2 | |
| 4 | 97395-06030-00 | BOLT | 4 | |
| 5 | 92995-06100-00 | WASHER, SPRING | 4 | |
| 6 | 6E5-82148-00-00 | WIRE, LEAD 4 | 4 | |
| 7 | 97395-06010-00 | BOLT | 1 | |
| 8 | 92990-06600-00 | WASHER, PLATE | 1 | |
| 9 | 6G5-43112-01-EK | BRACKET, CLAMP | 1 | |
| 10 | 6E5-82148-00-00 | WIRE, LEAD 4 | 1 | |
| 11 | 98580-06012-00 | SCREW, PAN HEAD | 1 | |
| 12 | 92990-06600-00 | WASHER, PLATE | 1 | |
| 13 | 97395-10050-00 | BOLT | 6 | |
| 14 | 92990-10100-00 | WASHER, SPRING | 6 | |
| 15 | 92990-10600-00 | WASHER, PLATE | 6 | |
| 16 | 6E5-43131-01-00 | BOLT, CLAMP BRACKET | 1 | |
| 17 | 90386-25M31-00 | BUSH | 2 | |
| 18 | 90201-26M59-00 | WASHER, PLATE | 2 | |
| 19 | 90185-22043-00 | NUT, SELF-LOCKING | 1 | |
| 20 | 6G5-43145-00-00 | CAP, CLAMP BRACKET | 2 | |
| 21 | 6G5-43164-00-00 | ROD, TILT LOCK | 2 | |
| 22 | 90109-12M35-00 | BOLT | 2 | |
| 23 | 6G5-43311-00-EK | BRACKET, SWIVEL | 1 | UR LONG |
| 23 | 6G5-43311-20-EK | BRACKET, SWIVEL | 1 | UR ULTRA LONG |
| 24 | 93109-38M02-00 | OIL SEAL | 1 | |
| 25 | 93700-06004-00 | NIPPLE, GREASE | 5 | |
| 26 | 663-45119-00-00 | CAP, GREASE NIPPLE | 5 | |
| 27 | 6E5-82147-00-00 | WIRE, LEAD 5 | 1 | UR LONG |
| 27 | 6E5-82147-20-00 | WIRE, LEAD 5 | 1 | UR ULTRA LONG |
| 28 | 90464-11M18-00 | CLAMP | 1 | |
| 29 | 98580-04008-00 | .SCREW, PAN HEAD | 1 | |
| 30 | 6G5-43144-00-00 | HOOK, SPRING | 1 | |
| 31 | 97395-06010-00 | BOLT | 1 | |
| 32 | 6G5-43181-02-00 | LEVER, TILT STOP 1 | 1 | |
| 33 | 6G5-43185-02-00 | LEVER, TILT STOP 2 | 1 | |
| 34 | 90386-10M16-00 | BUSH | 4 | |
| 35 | 6G5-43148-00-00 | COLLAR, DISTANCE | 2 | |
| 36 | 90249-06M19-00 | PIN | 1 | |
| 37 | 90387-10M02-00 | COLLAR | 1 | |
| 38 | 91690-30020-00 | PIN, SPRING | 2 | |
| 39 | 90506-14M24-00 | SPRING, TENSION | 1 | |
| 40 | 6E5-43126-02-00 | PIN, UPPER SHOCK MOUNT | 1 | |
| 41 | 90386-18M63-00 | BUSH | 2 | |
| 42 | 90386-18M14-00 | BUSH | 2 | |
| 43 | 93410-18M02-00 | CIRCLIP | 1 | |
| 44 | 6E5-42510-03-EK | STEERING BRACKET ASSY | 1 | UR LONG |
| 44 | 6E5-42510-23-EK | STEERING BRACKET ASSY | 1 | UR ULTRA LONG |
| 45 | 90201-38M60-00 | WASHER, PLATE | 2 | |
| 46 | 90386-38M32-00 | BUSH | 2 | |
| 47 | 6G5-44551-00-EK | HOUSING, LOWER MOUNT | 1 | |
| 48 | 93410-37M04-00 | CIRCLIP | 1 | |
| 49 | 6E5-44575-00-00 | DAMPER, LOWER MOUNT RUBBER | 1 | |
| 50 | 6E5-44555-00-94 | MOUNT DAMPER, LOWER | 2 | |

| | | SIDE | | |
|----|-----------------|--------------------------------|---|----|
| 51 | 90202-32M19-00 | WASHER, PLATE | 2 | |
| 52 | 90201-16M55-00 | WASHER, PLATE | 2 | |
| 53 | 6E5-82149-00-00 | WIRE, LEAD 3 | 1 | |
| 54 | 90109-14M34-00 | BOLT | 2 | |
| 55 | 90201-15M58-00 | WASHER, PLATE | 2 | |
| 56 | 95380-14800-00 | NUT | 2 | |
| 57 | 92990-14600-00 | WASHER | 2 | |
| 58 | 6E5-44552-00-94 | HOUSING, LOWER MOUNT RUBBER | 2 | |
| 59 | 97395-10045-00 | BOLT | 4 | |
| 60 | 92990-10100-00 | WASHER, SPRING | 4 | |
| 61 | 6E5-44553-00-EK | COVER, LOWER MOUNT | 2 | |
| 62 | 90501-16M28-00 | SPRING, COMPRESSION | 4 | |
| 63 | 92380-06015-00 | SCREW, CYLINDER HEAD | 2 | |
| 64 | 90179-06066-00 | NUT | 2 | |
| 65 | 6E5-44514-00-94 | MOUNT DAMPER, UPPER SIDE | 2 | |
| 66 | 90201-26M57-00 | WASHER, PLATE | 2 | |
| 67 | 90202-26M18-00 | WASHER, PLATE | 2 | |
| 68 | 90201-14M56-00 | WASHER, PLATE | 2 | |
| 69 | 90109-12M37-00 | BOLT | 2 | |
| 70 | 90185-12058-00 | NUT, SELF-LOCKING | 2 | |
| 71 | 663-44575-00-00 | DAMPER, LOWER MOUNT RUBBER | 2 | |
| 72 | 6E5-44511-00-5B | COVER, UPPER MOUNT | 1 | |
| 73 | 97395-10045-00 | BOLT | 3 | |
| 74 | 92990-10100-00 | WASHER, SPRING | 3 | |
| 75 | 90101-12M03-00 | BOLT (L:115MM) | 4 | UR |
| 75 | 90101-12M02-00 | BOLT (L:130MM) | 4 | UR |
| 76 | 90201-13M01-00 | WASHER, PLATE | 8 | |
| 77 | 90201-12426-00 | WASHER, PLATE | 4 | |
| 78 | 95380-12600-00 | NUT | 8 | |

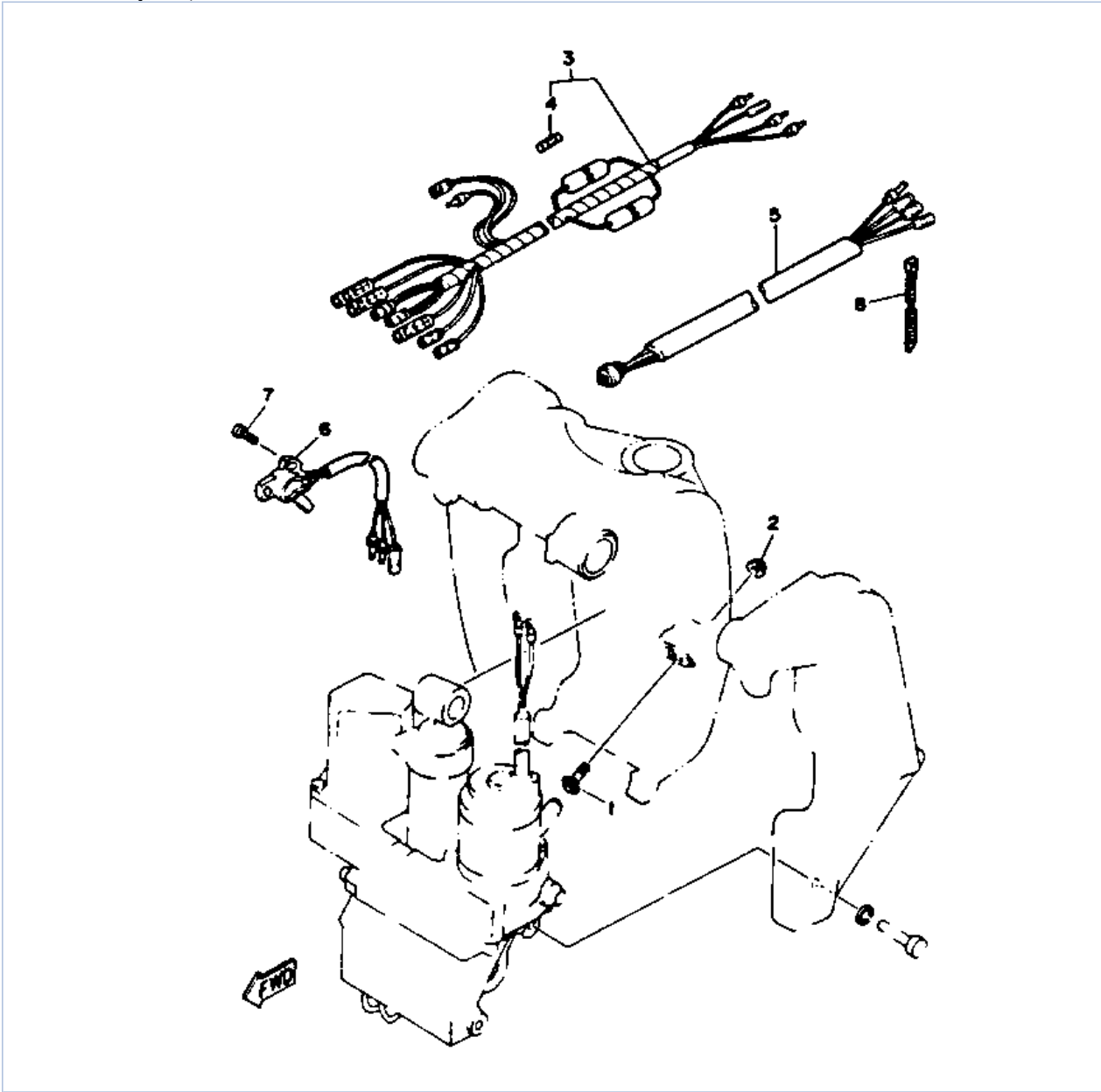
Part Notes

115TXRQ 1992 / BRACKET 1

| PART NUMBER | | NOTE TEXT |
|----------------|---|--|
| 92990-06600-00 |  | OEM: This part number is among the Top 100 Most Popular Marine Maintenance Parts as of March 2014. |
| 92990-06600-00 |  | OEM: This part number is among the Top 100 Most Popular Marine Maintenance Parts as of March 2014. |
| 92990-10600-00 |  | OEM: This part number is among the Top 100 Most Popular Marine Maintenance Parts as of March 2014. |

©2014 Yamaha Motor Corporation, U.S.A. All rights reserved.

115TXRQ 1992 / BRACKET 2



©2014 Yamaha Motor Corporation, U.S.A. All rights reserved.

Part List

115TXRQ 1992 / BRACKET 2

| REF - NO | PART NUMBER | PART NAME | QUANTITY | REMARKS |
|----------------|-----------------|-------------------------|----------|---------|
| 1 | 6G5-43376-00-00 | BOLT, THRUST RECEIVER | 2 | |
| 2 | 95780-10300-00 | NUT, FLANGE | 2 | |
| 3 | 6Y5-83553-M0-00 | WIRE, LEAD (L=2.5M) | 1 | |
| 4 | 1E6-82151-00-00 | .FUUSE (10A) | 2 | |
| 5 | 6E5-82553-10-00 | EXTENSION, WIRE HARNESS | 1 | |
| 6 | 6R3-83672-01-00 | TRIM SENDER | 1 | |
| 7 | 98580-06016-00 | SCREW, PAN HEAD | 2 | |
| 8 | 90465-11M10-00 | CLAMP | 3 | |

Part List


115TXRQ 1992 / POWER TRIM TILT ASSEMBLY 1

| REF - NO | PART NUMBER | PART NAME | QUANTITY | REMARKS |
|----------------|-----------------|--|----------|---------|
| 1 | 6G5-43800-05-EK | PWR.TRIM&TILT ASSEMBLY | 1 | |
| 2 | 6G5-43880-02-00 | .MOTOR ASSEMBLY | 1 | |
| 3 | 6G5-43805-01-00 | ..ARMATURE ASSEMBLY | 1 | |
| 4 | 6G5-43804-00-00 | ..STATOR ASSY | 1 | |
| 5 | 6G5-43865-00-00 | ..O-RING | 2 | |
| 6 | 6G5-43887-00-00 | ..BOLT, THROUGH | 2 | |
| 7 | 6G5-43806-00-00 | ..BRUSH, HOLDER ASSY | 1 | |
| 8 | 6G5-43899-00-00 | ..PLATE, STOPPER | 1 | |
| 9 | 6G5-43886-00-00 | ..BOLT | 2 | |
| 10 | 6G5-43884-00-00 | ..FRAME, COMMUTATOR END | 1 | |
| 11 | 6G5-43893-00-00 | ..WASHER | 2 | |
| 12 | 6G5-43889-10-00 | ..PLATE SEAT | 2 | |
| 13 | 6G5-43867-00-00 | ..O-RING | 2 | |
| 14 | 6G5-43885-00-00 | ..GROMMET | 1 | |
| 15 | 6G5-4380E-01-00 | .TILT CYLINDER ASSEMBLY | 1 | |
| 16 | 6G5-43810-00-00 | ..PISTON SUB ASSEMBLY | 1 | |
| 17 | 6E5-43861-00-00 | ..O-RING | 1 | |
| 18 | 6G5-43862-00-00 | ..O-RING | 2 | |
| 19 | 6E5-43872-00-00 | ..RING, BACK UP | 2 | |
| 20 | 6E5-43814-02-00 | ..PISTON, FREE | 1 | |
| 21 | 6G5-43828-00-00 | .BODY, RESERVOIR | 1 | |
| 22 | 6E5-43829-00-00 | .PLUG, RESERVOIR | 1 | |
| 23 | 6E5-43863-00-00 | .O-RING | 1 | |
| 24 | 6G5-43818-00-00 | .PIN, LOWER SHOCK MOUNT | 1 | |
| 25 | 90386-18M14-00 | .BUSH | 2 | |
| 26 | 90119-06M42-00 | .BOLT, WITH WASHER | 6 | |
| 27 | 6G5-43874-00-00 | .RING, BACK UP | 2 | |
| 28 | 6G5-43864-00-00 | .O-RING | 2 | |
| 29 | 6G5-43821-01-00 | .SCREW, TRIM CYLINDER END (6G5-43821-00-00) | 2 | |
| 30 | 6E5-43865-00-00 | .O-RING | 2 | |
| 31 | 6E5-43822-01-00 | .SEAL, TRIM DUST | 2 | |
| 32 | 6G5-43861-00-00 | .O-RING | 2 | |
| 33 | 6G5-43802-01-00 | .VALVE SUB ASSY | 2 | |
| 34 | 6E5-43866-00-00 | ..O-RING | 1 | |
| 35 | 6E5-43867-00-00 | ..O-RING | 1 | |
| 36 | 6G5-43894-00-00 | .SPRING, SHUTTLE RETURN | 2 | |
| 37 | 6E5-43868-00-00 | .O-RING | 1 | |
| 38 | 6G5-43841-00-00 | .PISTON, SHUTTLE | 1 | |
| 39 | 6E5-43869-00-00 | .O-RING | 2 | |
| 40 | 6G5-43835-00-00 | .PIPE | 1 | |
| 41 | 6G5-43833-00-00 | .PIPE | 1 | |
| 42 | 6G5-43809-01-00 | .SEAT, VALVE COMP 2 | 1 | |
| 43 | 6E5-43896-00-00 | ..O-RING | 1 | |
| 44 | 6G5-43816-00-00 | .FILTER 1 | 1 | |
| 45 | 6G5-43808-02-00 | .SEAT VALVE COMP 1 | 1 | |
| 46 | 6E5-43883-00-00 | .O-RING | 1 | |
| 47 | 6G5-43803-00-00 | .CASE VALVE COMP | 1 | |
| 48 | 6H1-43875-00-00 | .RING, SNAP | 1 | |
| 49 | 93210-18M75-00 | .O-RING | 1 | |
| 50 | 6G5-43845-00-00 | .SCREW, MANUAL RELEASE | 1 | |
| 51 | 93210-10M74-00 | .O-RING | 1 | |
| 52 | 6E5-4382A-00-00 | .ADAPTER 1 | 1 | |
| 53 | 6E5-43854-01-00 | .SPRING, MANUAL RELEASE | 1 | |

| | | | | |
|----|-----------------|----------------------|---|--|
| 54 | 6E5-43847-00-00 | .SEAT, MANUAL VALVE | 2 | |
| 55 | 6G5-43849-00-00 | .PIN, VALVE SUPPORT | 1 | |
| 56 | 6G5-4381A-00-00 | .SHAFT | 1 | |
| 57 | 6G5-43842-00-00 | .SCREW, VALVE SEAT | 1 | |
| 58 | 6G5-43866-00-00 | .O-RING | 1 | |
| 59 | 6E5-43824-01-00 | .SPRING, COMPRESSION | 1 | |
| 60 | 6G5-43830-01-00 | .GEAR PUMP ASSEMBLY | 1 | |
| 61 | 6G5-43863-00-00 | .O-RING | 2 | |
| 62 | 6G5-43831-01-00 | .CONNECTOR, SHAFT | 1 | |
| 63 | 6G5-43817-00-00 | .FILTER 2 | 1 | |
| 64 | 6G5-43878-01-00 | .BOLT, SOCKET | 2 | |
| 65 | 90201-05M00-00 | .WASHER, PLATE | 3 | |
| 66 | 6G5-43888-01-00 | .BOLT, SOCKET | 1 | |
| 67 | 6G5-43878-10-00 | .BOLT, SOCKET | 1 | |
| 68 | 6G5-43820-00-00 | .PISTON, SUB ASSY | 2 | |

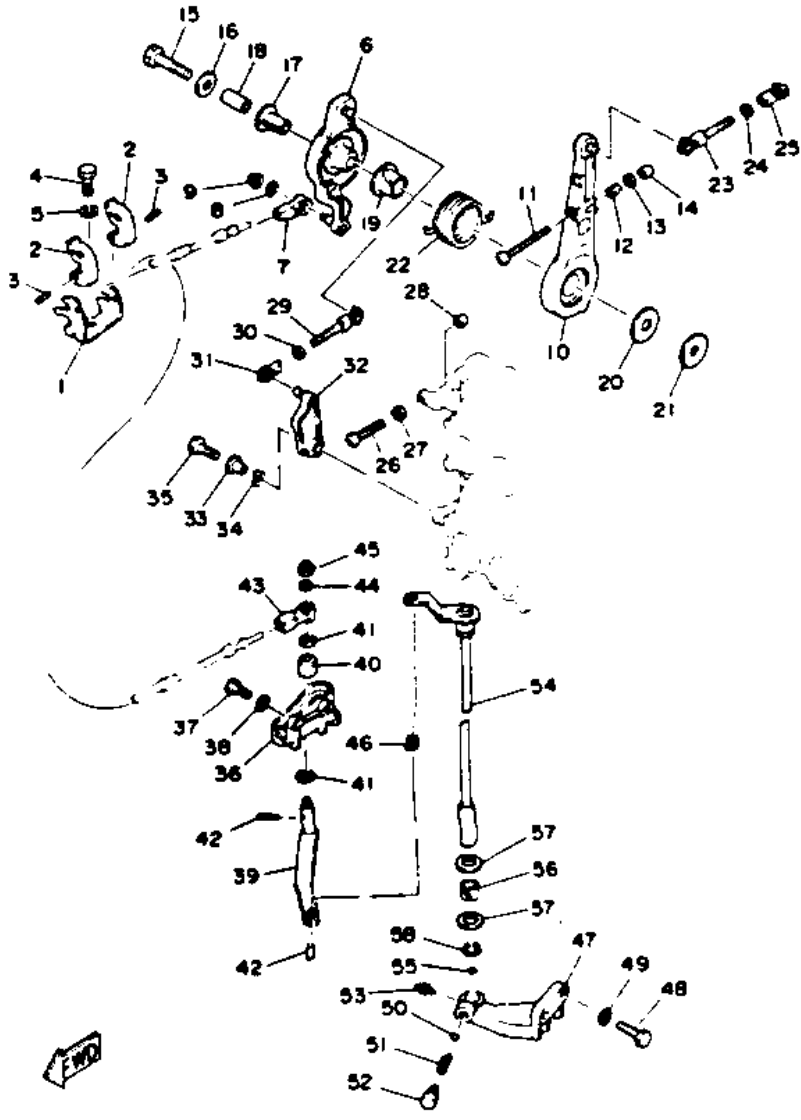
Part Notes

115TXRQ 1992 / POWER TRIM TILT ASSEMBLY 1

| PART NUMBER | NOTE TEXT |
|---|--|
| 6G5-43864-00-00  | OEM: This part number is among the Top 100 Most Popular Marine Maintenance Parts as of March 2014. |

©2014 Yamaha Motor Corporation, U.S.A. All rights reserved.

115TXRQ 1992 / CONTROL ENGINE



©2014 Yamaha Motor Corporation, U.S.A. All rights reserved.

Part List





115TXRQ 1992 / CONTROL ENGINE

| REF - NO | PART NUMBER | PART NAME | QUANTITY | REMARKS |
|----------------|-----------------|---|----------|---------|
| 1 | 6E5-48531-00-00 | BRACKET, REMOTE CONTROL 1 | 1 | |
| 2 | 6E5-48538-00-00 | CLAMP, CABLE | 2 | |
| 3 | 91690-30012-00 | .PIN, SPRING | 2 | |
| 4 | 97395-08020-00 | BOLT, HEXAGON | 1 | |
| 5 | 92990-08100-00 | WASHER, SPRING | 1 | |
| 6 | 6E5-41632-01-94 | LEVER, MAG.CONTROLMAGNETO CONTROL | 1 | |
| 7 | 6E5-48344-00-00 | CABLE END, REMOTE CONTROL | 1 | |
| 8 | 92990-06200-00 | WASHER, PLAIN | 1 | |
| 9 | 90185-06M07-00 | NUT, SELF-LOCKING | 1 | |
| 10 | 6E5-41631-01-94 | LEVER, MAGNETO CONTROL | 1 | |
| 11 | 90157-06013-00 | SCREW, PAN HEAD | 1 | |
| 12 | 90501-16M12-00 | SPRING, COMPRESSION | 1 | |
| 13 | 95380-06600-00 | NUT, HEXAGON | 1 | |
| 14 | 688-44194-00-00 | CAP | 1 | |
| 15 | 97313-08045-00 | BOLT, HEXAGON | 1 | |
| 16 | 90201-08M54-00 | WASHER, PLATE | 1 | |
| 17 | 90386-12089-00 | BUSH | 1 | |
| 18 | 90387-08M16-00 | COLLAR | 1 | |
| 19 | 90386-22M13-00 | BUSH | 1 | |
| 20 | 90202-12092-00 | WASHER, PLATE | 1 | |
| 21 | 90201-08M13-00 | WASHER, PLATE | 1 | |
| 22 | 90508-29M12-00 | SPRING, TORSION | 1 | |
| 23 | 6E5-41636-01-00 | ROD, MAGNETO CONTROL | 1 | |
| 24 | 95380-05600-00 | NUT | 1 | |
| 25 | 6H1-41237-00-00 | JOINT, LINK | 1 | |
| 26 | 90157-06013-00 | SCREW, PAN HEAD | 1 | |
| 27 | 95380-06600-00 | NUT, HEXAGON | 1 | |
| 28 | 688-44194-00-00 | CAP | 1 | |
| 29 | 688-41636-00-00 | ROD, MAGNETO CONTROL | 1 | |
| 30 | 95380-05600-00 | NUT | 1 | |
| 31 | 6H1-41237-00-00 | JOINT, LINK | 1 | |
| 32 | 6E5-41213-00-00 | CAM, ACCEL. | 1 | |
| 33 | 90387-06M29-00 | COLLAR | 1 | |
| 34 | 90206-10M04-00 | WASHER, WAVE | 1 | |
| 35 | 97395-06025-00 | BOLT | 1 | |
| 36 | 6E5-44117-00-94 | BRACKET | 1 | |
| 37 | 97313-06020-00 | BOLT, HEXAGON | 2 | |
| 38 | 92990-06600-00 | WASHER, PLATE | 2 | |
| 39 | 6E5-44121-00-00 | LEVER, SHIFT ROD | 1 | |
| 40 | 6E5-44122-00-00 | BUSHING, SHIFT ROD LEVER | 1 | |
| 41 | 90202-08M20-00 | WASHER, PLATE | 2 | |
| 42 | 90468-18008-00 | CLIP | 2 | |
| 43 | 6E5-48344-00-00 | CABLE END, REMOTE CONTROL | 1 | |
| 44 | 92990-06200-00 | WASHER, PLAIN | 1 | |
| 45 | 90185-06M07-00 | NUT, SELF-LOCKING | 1 | |
| 46 | 90386-06M12-00 | BUSH | 1 | |
| 47 | 6E5-44118-01-94 | BRACKET | 1 | |
| 48 | 97313-08030-00 | BOLT | 2 | |
| 49 | 92990-08600-00 | ..WASHER, PLATE | 2 | |
| 50 | 93501-04M02-00 | BALL | 1 | |

| | | | | |
|----|-----------------|-----------------------------|---|---------------|
| 51 | 90501-12082-00 | SPRING, COMPRESSION | 1 | |
| 52 | 648-42715-00-00 | BUSHING | 1 | |
| 53 | 93700-06004-00 | NIPPLE, GREASE | 1 | |
| 54 | 6E5-44120-02-00 | HANDEL, GEAR SHIFT ASSEMBLY | 1 | UR LONG |
| 54 | 6E5-44120-22-00 | HANDEL, GEAR SHIFT ASSEMBLY | 1 | UR ULTRA LONG |
| 55 | 93210-09350-00 | O-RING | 1 | |
| 56 | 90386-16M66-00 | BUSH | 1 | |
| 57 | 90202-16061-00 | WASHER, PLATE | 2 | |
| 58 | 99009-16400-00 | .CIRCLIP | 1 | |

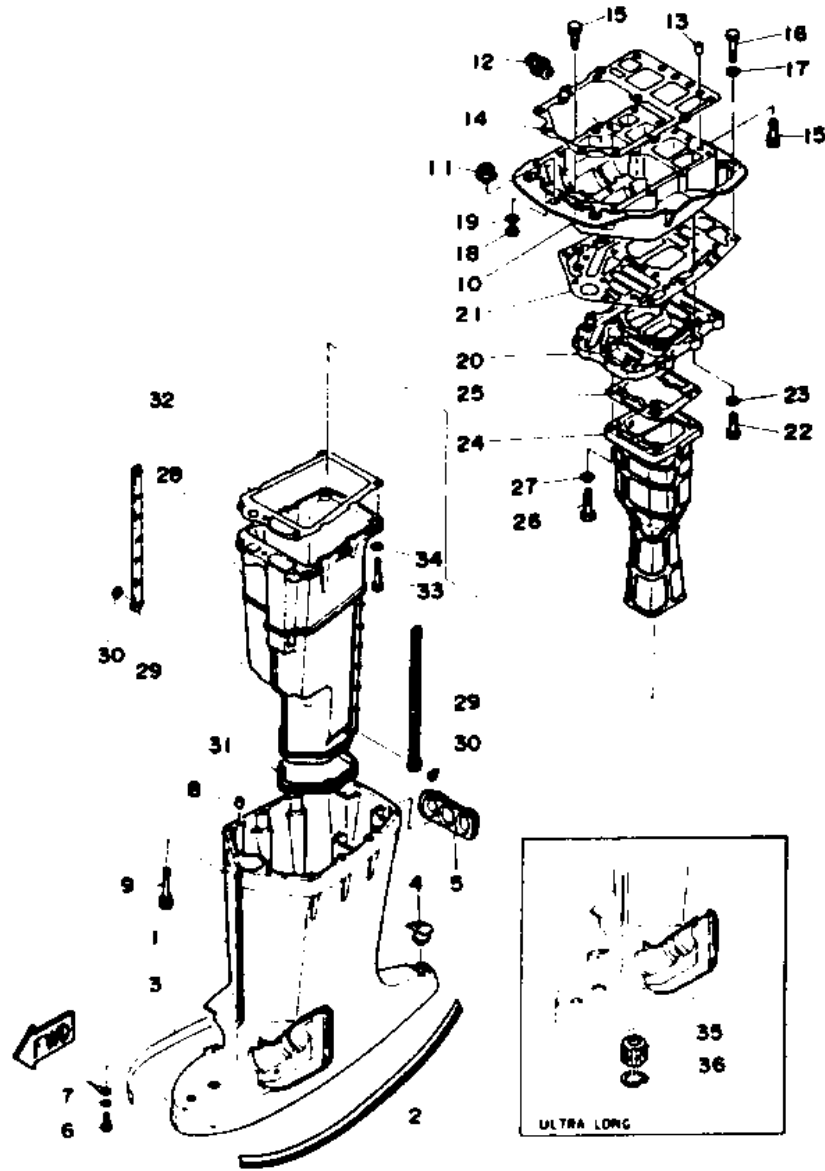
Part Notes

115TXRQ 1992 / CONTROL ENGINE

| PART NUMBER | | NOTE TEXT |
|-----------------|---|--|
| 6H1-41237-00-00 |  | OEM: This part number is among the Top 100 Most Popular Marine Maintenance Parts as of March 2014. |
| 6H1-41237-00-00 |  | OEM: This part number is among the Top 100 Most Popular Marine Maintenance Parts as of March 2014. |
| 92990-06600-00 |  | OEM: This part number is among the Top 100 Most Popular Marine Maintenance Parts as of March 2014. |
| 90468-18008-00 |  | OEM: This part number is among the Top 100 Most Popular Marine Maintenance Parts as of March 2014. |

©2014 Yamaha Motor Corporation, U.S.A. All rights reserved.

115TXRQ 1992 / UPPER CASING



©2014 Yamaha Motor Corporation, U.S.A. All rights reserved.


Part List

115TXRQ 1992 / UPPER CASING

| REF - NO | PART NUMBER | PART NAME | QUANTITY | REMARKS |
|----------|-----------------|--|----------|---------------|
| 1 | 6E5-45111-00-EK | CASING, UPPER | 1 | UR LONG |
| 1 | 6E5-45111-20-EK | CASING, UPPER | 1 | UR ULTRA LONG |
| 2 | 6R3-42791-40-00 | MARK | 1 | |
| 3 | 6R3-42792-40-00 | MARK 2 | 1 | |
| 4 | 6E5-45155-00-00 | CAP | 1 | |
| 5 | 6E5-42769-00-00 | SEAL, RUBBER | 1 | |
| 6 | 97395-06010-00 | BOLT | 1 | |
| 7 | 92990-06600-00 | WASHER, PLATE | 1 | |
| 8 | 93608-12M05-00 | PIN, DOWEL | 2 | |
| 9 | 90119-08M78-00 | BOLT, WITH WASHER | 6 | |
| 10 | 6G5-41137-00-94 | GUIDE, EXHAUST | 1 | |
| 11 | 6E5-42724-00-00 | GROMMET | 1 | |
| 12 | 6G5-12581-00-00 | JOINT, HOSE 1 | 1 | |
| 13 | 93608-12M05-00 | PIN, DOWEL | 2 | |
| 14 | 6G5-45113-A0-00 | GASKET, UPPER CASING | 1 | |
| 15 | 90119-08M79-00 | BOLT, WITH WASHER | 6 | |
| 16 | 97395-08045-00 | BOLT | 2 | |
| 17 | 92990-08100-00 | WASHER, SPRING | 2 | |
| 18 | 95380-08700-00 | NUT | 2 | |
| 19 | 92990-08100-00 | WASHER, SPRING | 2 | |
| 20 | 6G5-41131-00-5B | MANIFOLD, EXHAUST 1 (6G5-41131-00-9M) | 1 | |
| 21 | 6G5-45114-A0-00 | GASKET, UPPER CASING | 1 | |
| 22 | 97395-08030-00 | BOLT | 4 | |
| 23 | 92990-08600-00 | ..WASHER, PLATE | 4 | |
| 24 | 6L1-41132-00-5B | MANIFOLD, EXHAUST | 1 | UR 130 MODEL |
| 24 | 6E5-41132-10-5B | MANIFOLD, EXHAUST | 1 | UR 115 MODEL |
| 25 | 6G5-41134-00-00 | GASKET, EXHAUST MANIFOLD | 1 | UR 130 MODEL |
| 25 | 6E5-41134-A0-00 | .GASKET, EXHAUST MANIFOLD | 1 | UR 115 UR 115 |
| 26 | 97395-08045-00 | BOLT | 4 | |
| 27 | 92990-08600-00 | ..WASHER, PLATE | 4 | |
| 28 | 6E5-14711-00-5B | MUFFLER 1 (6E5-14711-00- 9M) | 1 | |
| 29 | 6E5-14737-00-00 | DAMPER, MUFFLER | 2 | |
| 30 | 90183-05M02-00 | NUT, SPRING | 2 | |
| 31 | 6E5-45123-00-00 | .GASKET, MUFFLER | 1 | |
| 32 | 6E5-41135-00-00 | GASKET, EXHAUST MANIFOLD | 1 | |
| 33 | 97395-08045-00 | BOLT | 5 | |
| 34 | 92990-08600-00 | ..WASHER, PLATE | 5 | |
| 35 | 6E5-45318-00-00 | BUSHING, DRIVE SHAFT | 1 | ULTRA LONG |
| 36 | 93420-36M01-00 | CIRCLIP | 1 | ULTRA LONG |

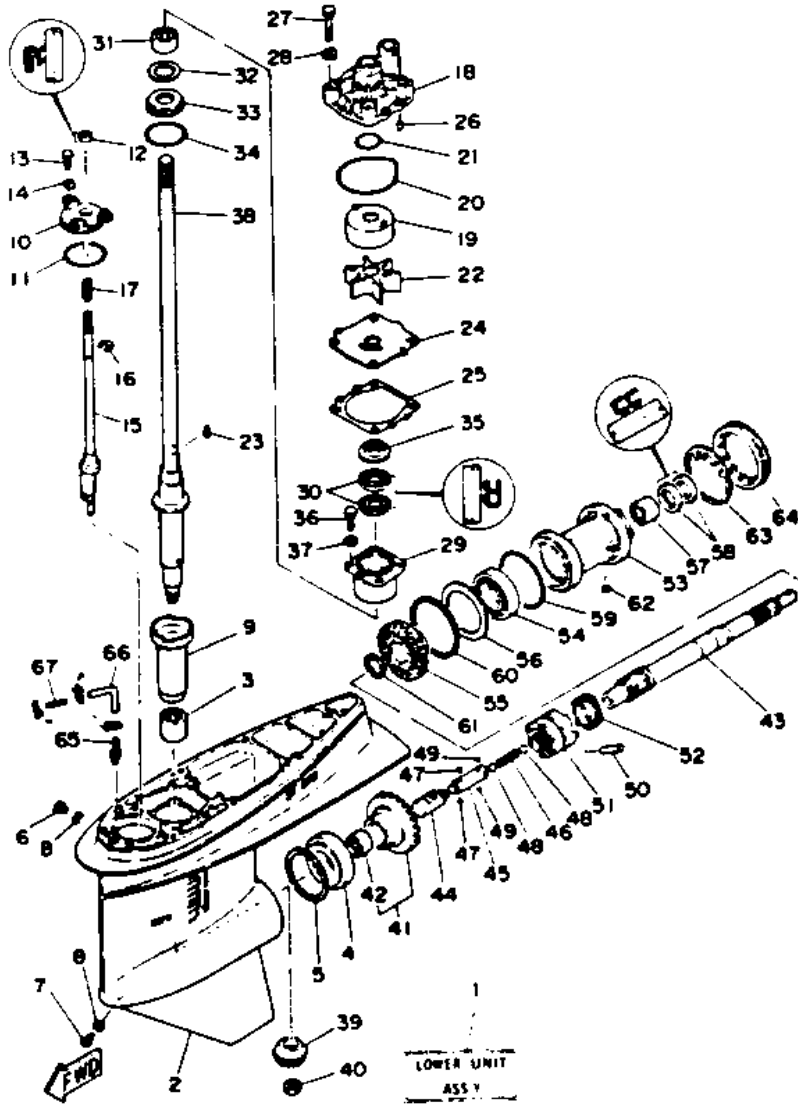
Part Notes

115TXRQ 1992 / UPPER CASING

| PART NUMBER | NOTE TEXT |
|--|--|
| 92990-06600-00  | OEM: This part number is among the Top 100 Most Popular Marine Maintenance Parts as of March 2014. |

©2014 Yamaha Motor Corporation, U.S.A. All rights reserved.

115TXRQ 1992 / LOWER DRIVE 1



©2014 Yamaha Motor Corporation, U.S.A. All rights reserved.

Part List







115TXRQ 1992 / LOWER DRIVE 1

| REF - NO | PART NUMBER | PART NAME | QUANTITY | REMARKS |
|----------|-----------------|---|----------|---------------|
| 1 | 61U-45300-20-EK | LOWER UNIT ASSY (REF. 2~67) (6E5-45300-22-EK) | 1 | UR ULTRA LONG |
| 1 | 61U-45300-10-EK | LOWER UNIT ASSY (REF. 2~67) (6E5-45300-13-EK) | 1 | UR LONG |
| 2 | 6E5-45301-02-EK | LOWER CASING | 1 | |
| 3 | 93315-628U9-00 | BEARING | 1 | |
| 4 | 93332-000U7-00 | BEARING | 1 | |
| 5 | 6E5-45567-01-30 | SHIM (T:0.30MM) | 1 | UR |
| 5 | 6E5-45567-01-12 | SHIM (T:0.12MM) | 1 | UR |
| 5 | 6E5-45567-01-50 | SHIM (T:0.50MM) | 1 | UR |
| 5 | 6E5-45567-01-40 | SHIM (T:0.40MM) | 1 | UR |
| 5 | 6E5-45567-01-18 | SHIM (T:0.18MM) | 1 | UR |
| 5 | 6E5-45567-01-10 | SHIM (T:0.10MM) | 1 | UR |
| 5 | 6E5-45567-01-15 | SHIM (T:0.15MM) | 1 | UR |
| 6 | 90340-08M04-00 | PLUG, STRAIGHT SCREW | 1 | |
| 7 | 688-45341-00-00 | PLUG, DRAIN | 1 | |
| 8 | 90430-08020-00 | .GASKET | 2 | |
| 9 | 6E5-45536-00-00 | SLEEVE, DRIVE SHAFT | 1 | |
| 10 | 6E5-45321-00-00 | PLATE | 1 | |
| 11 | 93210-58677-00 | O-RING | 1 | |
| 12 | 93106-09014-00 | .OIL SEAL | 1 | |
| 13 | 97395-06020-00 | BOLT, HEXAGON | 3 | |
| 14 | 90209-06M04-00 | WASHER | 3 | |
| 15 | 6E5-44150-01-00 | SHIFT CAM ASSEMBLY | 1 | |
| 16 | 99001-08600-00 | CIRCLIP | 1 | |
| 17 | 90501-11M10-00 | SPRING, COMPRESSION | 1 | |
| 18 | 6E5-44311-00-00 | HOUSING, WATER PUMP | 1 | |
| 19 | 6E5-44322-00-00 | INSERT, CARTRIDGE | 1 | |
| 20 | 93210-86M38-00 | .O-RING | 1 | |
| 21 | 93210-37M67-00 | O-RING | 1 | |
| 22 | 6E5-44352-00-00 | IMPELLER | 1 | |
| 23 | 90280-04M05-00 | .KEY, WOODRUFF | 1 | |
| 24 | 6E5-44323-00-00 | OUTER PLATE, CARTRIDGE | 1 | |
| 25 | 6E5-44315-A0-00 | .GASKET, WATER PUMP | 1 | |
| 26 | 93606-12019-00 | .PIN, DOWEL | 2 | |
| 27 | 97395-08045-00 | BOLT | 4 | |
| 28 | 90209-08M02-00 | WASHER | 4 | |
| 29 | 6E5-45331-00-94 | HOUSING, BEARING | 1 | |
| 30 | 93101-28M16-00 | .OIL SEAL | 2 | |
| 31 | 93317-330U2-00 | BEARING | 1 | |
| 32 | 6E5-45587-01-12 | SHIM (T:0.12MM) | 1 | UR |
| 32 | 6E5-45587-01-30 | SHIM (T:0.30MM) | 1 | UR |
| 32 | 6E5-45587-01-50 | SHIM (T:0.50MM) | 1 | UR |
| 32 | 6E5-45587-01-10 | SHIM (T:0.10MM) | 1 | UR |
| 32 | 6E5-45587-01-15 | SHIM (T:0.15MM) | 1 | UR |
| 32 | 6E5-45587-01-18 | SHIM (T:0.18MM) | 1 | UR |
| 32 | 6E5-45587-01-40 | SHIM (T:0.40MM) | 1 | UR |
| 33 | 93341-930U0-00 | BEARING, THRUST | 1 | |
| 34 | 93210-54534-00 | O-RING | 1 | |
| 35 | 6E5-45344-00-00 | COVER, OIL SEAL | 1 | |
| 36 | 97395-08025-00 | BOLT | 4 | |
| 37 | 92990-08600-00 | ..WASHER, PLATE | 4 | |
| 38 | 6E5-45501-01-00 | DRIVE SHAFT COMP. | 1 | UR LONG |
| 38 | 6E5-45501-20-00 | DRIVE SHAFT COMP | 1 | UR ULTRA LONG |

| | | | | |
|----|-----------------|---------------------|---|----|
| 39 | 6E5-45551-02-00 | PINION (13T) | 1 | |
| 40 | 90170-16M01-00 | NUT | 1 | |
| 41 | 6E5-45560-01-00 | GEAR 1 (26T) | 1 | |
| 42 | 93315-425U7-00 | .BEARING | 1 | |
| 43 | 6E5-45611-01-00 | SHAFT, PROPELLER | 1 | |
| 44 | 6E5-45641-01-00 | SHIFTER | 1 | |
| 45 | 6E5-45634-01-00 | SLIDE, SHIFT | 1 | |
| 46 | 90501-16M37-00 | SPRING, COMPRESSION | 1 | |
| 47 | 93507-32031-00 | BALL 7-32 | 2 | |
| 48 | 93511-32027-00 | BALL | 2 | |
| 49 | 93503-16010-00 | BALL 3-16 | 2 | |
| 50 | 90250-08M07-00 | PIN, STRAIGHT | 1 | |
| 51 | 6E5-45631-01-00 | CLUTCH, DOG | 1 | |
| 52 | 6E5-45633-01-00 | RING, CROSS PIN | 1 | |
| 53 | 6E5-45332-00-94 | HOUSING, BEARING | 1 | |
| 54 | 93306-208U0-00 | BEARING | 1 | |
| 55 | 6E5-45571-01-00 | GEAR 2 (26T) | 1 | |
| 56 | 6E5-45576-00-00 | WASHER, THRUST 2 | 1 | |
| 57 | 93315-430U8-00 | BEARING | 1 | |
| 58 | 93101-30M17-00 | .OIL SEAL | 2 | |
| 59 | 93210-86M39-00 | .O-RING | 1 | |
| 60 | 6L6-45577-00-12 | SHIM (T:0.12MM) | 1 | UR |
| 60 | 6L6-45577-00-30 | SHIM (T:0.30MM) | 1 | UR |
| 60 | 6L6-45577-00-50 | SHIM (T:0.50MM) | 1 | UR |
| 60 | 6L6-45577-00-10 | SHIM (T:0.10MM) | 1 | UR |
| 60 | 6L6-45577-00-15 | SHIM (T:0.15MM) | 1 | UR |
| 60 | 6L6-45577-00-18 | SHIM (T:0.18MM) | 1 | UR |
| 60 | 6L6-45577-00-40 | SHIM (T:0.40MM) | 1 | UR |
| 61 | 90201-30M92-00 | WASHER, PLATE | 1 | |
| 62 | 90282-04010-00 | KEY, STRAIGHT | 1 | |
| 63 | 688-45383-02-00 | WASHER, CLAW | 1 | |
| 64 | 688-45384-00-00 | NUT | 1 | |
| 65 | 6E5-45378-00-00 | NIPPLE, HOSE | 1 | |
| 66 | 90445-07ME9-00 | HOSE (L120) | 1 | UR |
| 66 | 90445-07ME8-00 | HOSE (L80) | 1 | UR |
| 67 | 6E5-83558-10-00 | END, NIPPLE | 1 | |

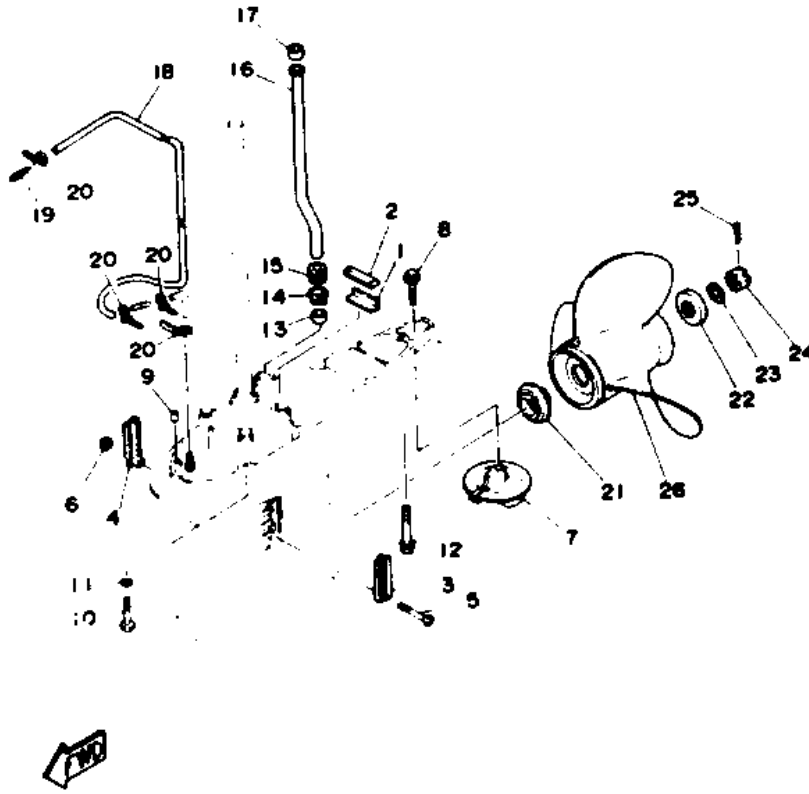
Part Notes

115TXRQ 1992 / LOWER DRIVE 1

| PART NUMBER | | NOTE TEXT |
|----------------|---|--|
| 90430-08020-00 |  | OEM: This part number is among the Top 100 Most Popular Marine Maintenance Parts as of March 2014. |
| 93106-09014-00 |  | OEM: This part number is among the Top 100 Most Popular Marine Maintenance Parts as of March 2014. |
| 93210-86M38-00 |  | OEM: This part number is among the Top 100 Most Popular Marine Maintenance Parts as of March 2014. |
| 93101-28M16-00 |  | OEM: This part number is among the Top 100 Most Popular Marine Maintenance Parts as of March 2014. |
| 93210-54534-00 |  | OEM: This part number is among the Top 100 Most Popular Marine Maintenance Parts as of March 2014. |
| 93101-30M17-00 |  | OEM: This part number is among the Top 100 Most Popular Marine Maintenance Parts as of March 2014. |

©2014 Yamaha Motor Corporation, U.S.A. All rights reserved.

115TXRQ 1992 / LOWER DRIVE 2



©2014 Yamaha Motor Corporation, U.S.A. All rights reserved.



Part List



115TXRQ 1992 / LOWER DRIVE 2

| REF - NO | PART NUMBER | PART NAME | QUANTITY | REMARKS |
|----------|-----------------|--------------------------------------|----------|------------------------------|
| 1 | 663-45376-00-94 | GUIDE, SEAL DAMPER | 1 | See Note |
| 2 | 688-45375-00-00 | DAMPER, SEAL | 1 | See Note |
| 3 | 688-45214-02-00 | COVER, WATER INLET 1 | 1 | |
| 4 | 688-45215-02-00 | COVER, WATER INLET 2 | 1 | |
| 5 | 90142-05M03-00 | SCREW, COUNTERSUNK | 1 | |
| 6 | 90185-05002-00 | NUT, NYLON | 1 | |
| 7 | 6E5-45371-01-00 | TAB-TRIM | 1 | |
| 8 | 90105-10M00-00 | BOLT, FLANGE | 1 | |
| 9 | 93608-12M05-00 | PIN, DOWEL | 2 | |
| 10 | 97395-10045-00 | BOLT | 6 | |
| 11 | 92990-10100-00 | WASHER, SPRING | 6 | |
| 12 | 90119-10M89-00 | BOLT, WITH WASHER | 1 | |
| 13 | 6E5-44365-00-00 | DAMPER, WATER SEAL 1 | 1 | See Note |
| 14 | 6E5-44312-00-00 | COVER, WATER PUMP HOUSING | 1 | See Note |
| 15 | 6E5-44366-00-00 | DAMPER, WATER SEAL 2 | 1 | |
| 16 | 6E5-44361-20-00 | TUBE, WATER 1 | 1 | UR ULTRA LONG |
| 16 | 6E5-44361-00-00 | TUBE, WATER 1 | 1 | LONG |
| 17 | 6E5-44365-00-00 | DAMPER, WATER SEAL 1 | 1 | |
| 18 | 90445-07MF0-00 | HOSE (L1030) | 1 | |
| 19 | 6E5-83558-00-00 | END, NIPPLE | 1 | |
| 20 | 90465-11M10-00 | CLAMP | 4 | |
| 21 | 6E5-45987-00-00 | SPACER 1 | 1 | |
| 22 | 688-45997-01-00 | SPACER 2 | 1 | |
| 23 | 92990-18200-00 | WASHER | 1 | |
| 24 | 90171-18M04-00 | NUT, CASTLE | 1 | |
| 25 | 91490-40030-00 | PIN. COTTER | 1 | |
| 26 | 688-45974-02-98 | PROPELLER (3X13"X23"-K) | 1 | UR STAINLESS STEEL PROPELLER |
| 26 | 688-45978-60-98 | PROPELLER (3X13-1/2"X16"-K) | 1 | UR STAINLESS STEEL PROPELLER |
| 26 | 688-45930-01-98 | PROPELLER (3X13"X17"-K) | 1 | UR STAINLESS STEEL PROPELLER |
| 26 | 688-45932-60-98 | PROPELLER (3X13-1/2"X14"-K) | 1 | UR STAINLESS STEEL PROPELLER |
| 26 | 6E5-45952-00-EL | PROPELLER (3X13"X23"-K) | 1 | UR |
| 26 | 6E5-45954-00-EL | PROPELLER (3X14"X11"-K) | 1 | UR |
| 26 | 688-45976-01-98 | PROPELLER (3X13"X25"-K) | 1 | UR STAINLESS STEEL PROPELLER |
| 26 | 688-45972-02-98 | PROPELLER (3X13"X21"-K) | 1 | UR STAINLESS STEEL PROPELLER |
| 26 | 688-45970-03-98 | PROPELLER (3 X 13-1/2" X 19" -K) () | 1 | UR STAINLESS STEEL PROPELLER |
| 26 | 6E5-45949-00-EL | PROPELLER (3X13-5/8"X13"-K) | 1 | UR |
| 26 | 6E5-45947-00-EL | PROPELLER (3X13-1/2"X15"-K) | 1 | UR |
| 26 | 6E5-45941-00-EL | PROPELLER (3X13"X19"-K) | 1 | UR |
| 26 | 6E5-45943-00-EL | PROPELLER (3X12-5/8"X21"-K) | 1 | UR |
| 26 | 6E5-45945-01-EL | PROPELLER (3X13-1/4"X17"-K) | 1 | UR |

Part Notes

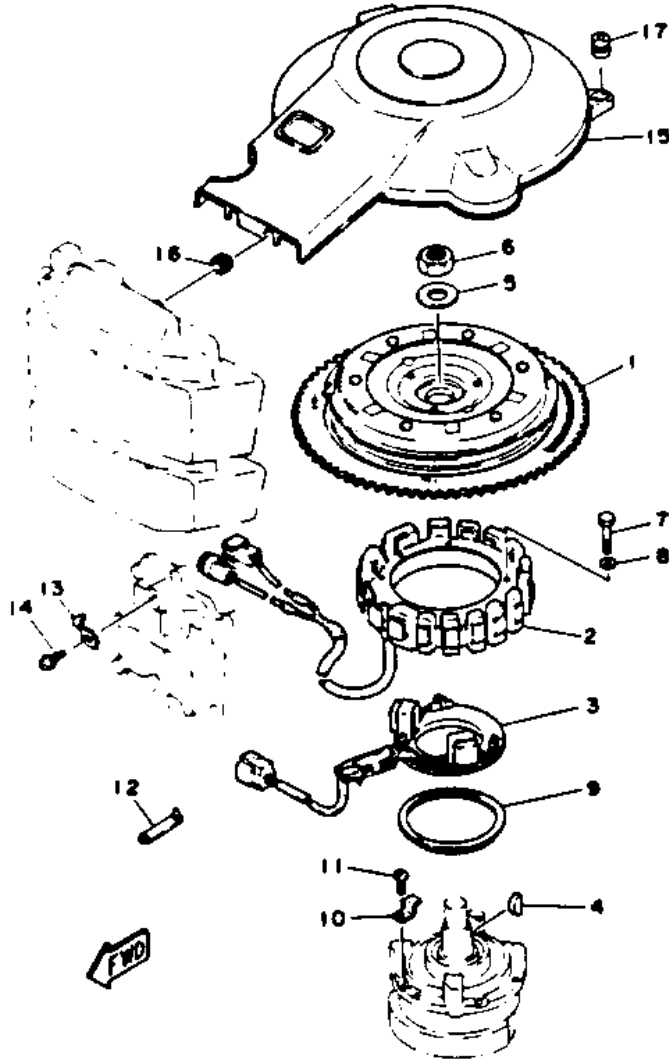
115TXRQ 1992 / LOWER DRIVE 2

| PART NUMBER | NOTE TEXT |
|---|--|
| 6E5-45371-01-00  | OEM: This part number is among the Top 100 Most Popular Marine Maintenance Parts as of March 2014. |
| 90105-10M00-00  | OEM: This part number is among the Top 100 Most Popular Marine Maintenance Parts as of March 2014. |

| | | |
|-----------------|---|--|
| 688-45997-01-00 |  | OEM: This part number is among the Top 100 Most Popular Marine Maintenance Parts as of March 2014. |
| 91490-40030-00 |  | OEM: This part number is among the Top 100 Most Popular Marine Maintenance Parts as of March 2014. |

©2014 Yamaha Motor Corporation, U.S.A. All rights reserved.

115TXRQ 1992 / CDI MAGNETO



©2014 Yamaha Motor Corporation, U.S.A. All rights reserved.


Part List

115TXRQ 1992 / CDI MAGNETO

| REF - NO | PART NUMBER | PART NAME | QUANTITY | REMARKS |
|----------------|-----------------|-----------------------------------|----------|---------|
| 1 | 6N7-85550-00-00 | ROTOR ASSY | 1 | |
| 2 | 6N7-85510-00-00 | STATOR ASSY | 1 | |
| 3 | 6N7-85580-00-00 | COIL, PULSER | 1 | |
| 4 | 90280-05049-00 | KEY, WOODRUFF | 1 | |
| 5 | 90201-21M18-00 | WASHER, PLATE | 1 | |
| 6 | 90170-20137-00 | NUT | 1 | |
| 7 | 97313-06065-00 | BOLT, HEXAGON | 4 | |
| 8 | 92990-06600-00 | WASHER, PLATE | 4 | |
| 9 | 688-41611-00-00 | RETAINER, MAGNETO BASE | 1 | |
| 10 | 688-41612-00-00 | RETAINER, MAGNETO BASE | 4 | |
| 11 | 98503-06018-00 | SCREW, PAN HEAD (92503-060180-00) | 4 | |
| 12 | 90464-12M00-00 | CLAMP | 1 | |
| 13 | 6E5-81332-00-00 | PLATE, TIMING | 1 | |
| 14 | 97985-06210-00 | SCREW, WITH WASHER | 1 | |
| 15 | 6N7-81337-00-00 | COVER, FLYWHEEL | 1 | |
| 16 | 90480-12M11-00 | GROMMET | 2 | |
| 17 | 663-82317-00-00 | DAMPER, IGNITION COIL | 2 | |

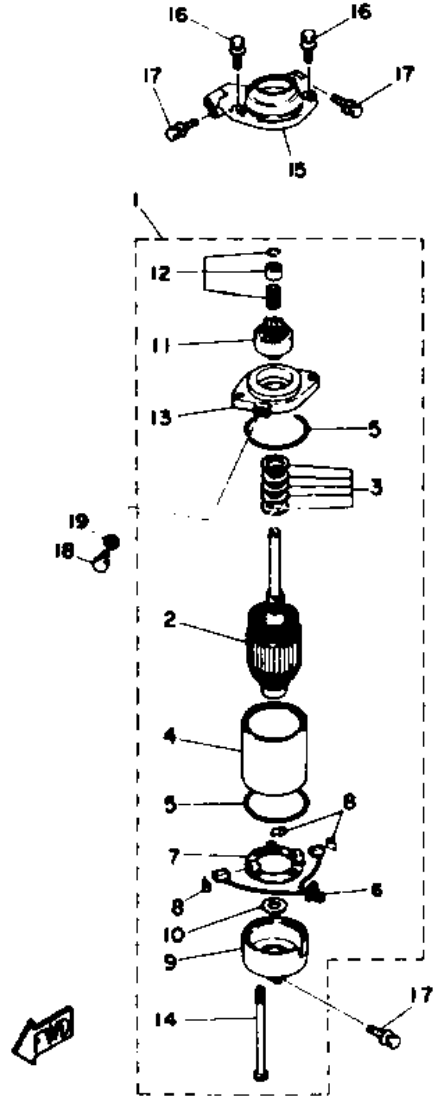
Part Notes

115TXRQ 1992 / CDI MAGNETO

| PART NUMBER | NOTE TEXT |
|---|--|
| 92990-06600-00  | OEM: This part number is among the Top 100 Most Popular Marine Maintenance Parts as of March 2014. |

©2014 Yamaha Motor Corporation, U.S.A. All rights reserved.

115TXRQ 1992 / ELECTRIC MOTOR



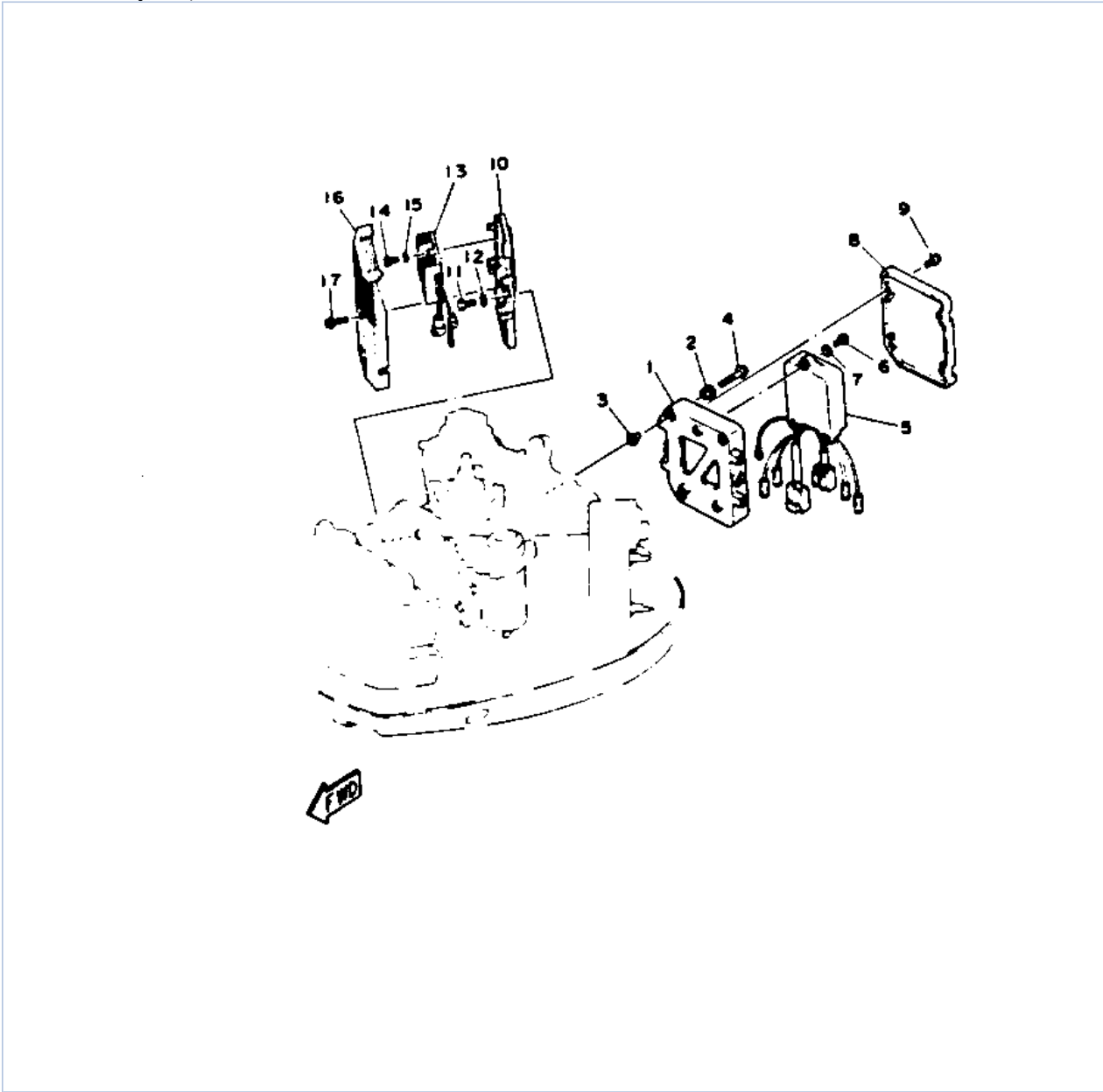
©2014 Yamaha Motor Corporation, U.S.A. All rights reserved.

Part List

115TXRQ 1992 / ELECTRIC MOTOR

| REF - NO | PART NUMBER | PART NAME | QUANTITY | REMARKS |
|----------------|-----------------|-------------------------------|----------|---------|
| 1 | 6E5-81800-12-00 | STARTER MOTOR ASSY | 1 | |
| 2 | 6E5-81850-11-00 | .ARMATURE ASSY | 1 | |
| 3 | 6E5-81809-10-00 | .WASHER KIT | 1 | |
| 4 | 6E5-81810-10-00 | .STATOR ASSY | 1 | |
| 5 | 6E5-81847-10-00 | .O-RING | 2 | |
| 6 | 6E5-81801-10-00 | .BRUSH SET | 1 | |
| 7 | 6E5-81840-10-00 | .BRUSH HOLDER ASSY | 1 | |
| 8 | 6E5-81813-10-00 | .SPRING, BRUSH | 3 | |
| 9 | 6E5-81820-11-00 | .REAR BRACKET ASSY | 1 | |
| 10 | 6E5-81824-00-00 | .WASHER 2 | 1 | |
| 11 | 6E5-81807-11-00 | .GEAR ASSY, STARTING MOTOR | 1 | |
| 12 | 61H-81857-00-00 | .RETAINER | 1 | |
| 13 | 6E5-81830-10-00 | .FRONT BRACKET ASSY | 1 | |
| 14 | 6E5-81826-10-00 | .BOLT | 2 | |
| 15 | 6R3-81822-00-94 | BRACKET, STARTING MOTOR | 1 | |
| 16 | 90119-08M76-00 | BOLT, WITH WASHER | 2 | |
| 17 | 90119-08M77-00 | BOLT, WITH WASHER | 3 | |
| 18 | 97395-08016-00 | BOLT | 1 | |
| 19 | 92990-08600-00 | ..WASHER, PLATE | 1 | |

115TXRQ 1992 / ELECTRIC PARTS 1



©2014 Yamaha Motor Corporation, U.S.A. All rights reserved.




Part List

115TXRQ 1992 / ELECTRIC PARTS 1

| REF - NO | PART NUMBER | PART NAME | QUANTITY | REMARKS |
|----------------|-----------------|-------------------------------|----------|---------|
| 1 | 6N7-85542-00-EK | BRACKET | 1 | |
| 2 | 6A0-82317-00-00 | DAMPER, IGNITION COIL | 3 | |
| 3 | 624-42542-00-00 | PIPE | 3 | |
| 4 | 90119-06M59-00 | BOLT, WITH WASHER | 3 | |
| 5 | 6N7-85540-00-00 | C.D.I. UNIT ASSEMBLY | 1 | |
| 6 | 98580-06020-00 | SCREW, PAN HEAD | 3 | |
| 7 | 92990-06600-00 | WASHER, PLATE | 3 | |
| 8 | 6N7-85537-00-00 | COVER | 1 | |
| 9 | 90159-06M11-00 | SCREW, WITH WASHER | 4 | |
| 10 | 6N7-81948-00-94 | BRACKET | 1 | |
| 11 | 97313-06016-00 | BOLT, HEXAGON | 3 | |
| 12 | 92990-06600-00 | WASHER, PLATE | 3 | |
| 13 | 6R3-81960-00-00 | RECTIFIER & REGULATOR ASSY | 1 | |
| 14 | 97313-06025-00 | BOLT | 2 | |
| 15 | 92990-06600-00 | WASHER, PLATE | 2 | |
| 16 | 6R3-81942-00-00 | COVER | 1 | |
| 17 | 90159-06M08-00 | SCREW, WITH WASHER | 4 | |

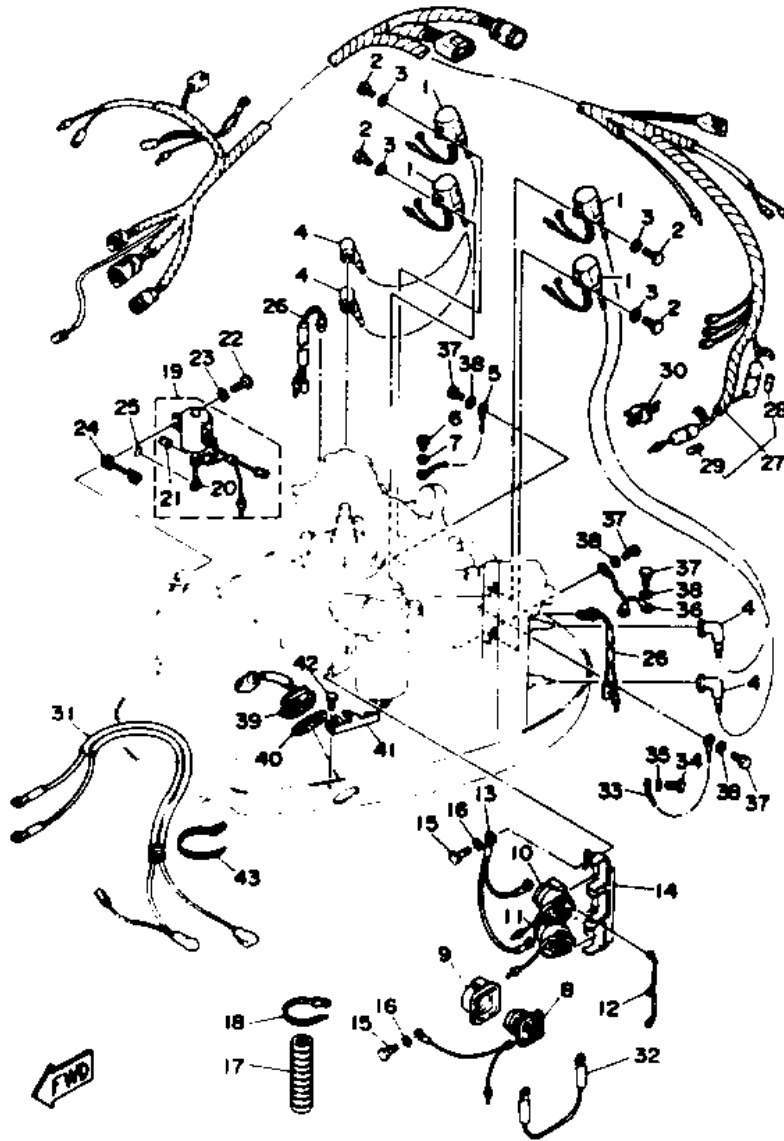
Part Notes

115TXRQ 1992 / ELECTRIC PARTS 1

| PART NUMBER | | NOTE TEXT |
|----------------|---|--|
| 92990-06600-00 |  | OEM: This part number is among the Top 100 Most Popular Marine Maintenance Parts as of March 2014. |
| 92990-06600-00 |  | OEM: This part number is among the Top 100 Most Popular Marine Maintenance Parts as of March 2014. |
| 92990-06600-00 |  | OEM: This part number is among the Top 100 Most Popular Marine Maintenance Parts as of March 2014. |

©2014 Yamaha Motor Corporation, U.S.A. All rights reserved.

115TXRQ 1992 / ELECTRIC PARTS 2



©2014 Yamaha Motor Corporation, U.S.A. All rights reserved.




Part List




115TXRQ 1992 / ELECTRIC PARTS 2

| REF - NO | PART NUMBER | PART NAME | QUANTITY | REMARKS |
|----------|-----------------|-------------------------|----------|---------|
| 1 | 6R3-85570-00-00 | IGNITION COIL ASSEMBLY | 4 | |
| 2 | 97395-06020-00 | BOLT, HEXAGON | 4 | |
| 3 | 92990-06600-00 | WASHER, PLATE | 4 | |
| 4 | 663-82370-01-00 | PLUG CAP ASSY | 4 | |
| 5 | 662-82519-00-00 | WIRE, EARTH LEAD | 1 | |
| 6 | 97395-06012-00 | BOLT | 1 | |
| 7 | 92990-06600-00 | WASHER, PLATE | 1 | |
| 8 | 6E5-81941-11-00 | STARTER RELAY ASSY | 1 | |
| 9 | 689-81952-10-00 | HOLDER, RELAY | 1 | |
| 10 | 6E5-81950-00-00 | RELAY ASSY | 1 | |
| 11 | 6E5-8195A-00-00 | RELAY ASSY | 1 | |
| 12 | 6G5-87149-10-00 | CONNECTOR | 1 | |
| 13 | 6E5-82116-00-00 | WIRE, MINUS LEAD | 1 | |
| 14 | 6E5-81948-21-00 | BRACKET | 1 | |
| 15 | 97395-06016-00 | BOLT, HEX | 2 | |
| 16 | 92990-06600-00 | WASHER, PLATE | 2 | |
| 17 | 6N7-83557-00-00 | TUBE (I.DIA:22MM) | 1 | |
| 18 | 90465-13M36-00 | CLAMP | 1 | |
| 19 | 6N7-86110-00-00 | SOLENOID | 1 | |
| 20 | 6N7-86116-00-00 | .WIRE, PULL | 1 | |
| 21 | 91609-30010-00 | .PIN, SPRING | 1 | |
| 22 | 97395-06030-00 | BOLT | 2 | |
| 23 | 92990-06600-00 | WASHER, PLATE | 2 | |
| 24 | 6N7-86112-00-00 | STAY, SOLENOID | 1 | |
| 25 | 93210-03261-00 | O-RING | 1 | |
| 26 | 688-82560-10-00 | THERMO SWITCH ASSY | 2 | |
| 27 | 6N7-82590-12-00 | WIRE HARNESS ASSEMBLY | 1 | |
| 28 | 682-82151-00-00 | .FUSE (12V-20A) | 1 | |
| 29 | 705-82151-00-00 | .FUSE (30A) | 1 | |
| 30 | 6G5-82152-00-00 | HOLDER, FUSE | 2 | |
| 31 | 6N7-82105-00-00 | BATTERY CABLE | 1 | |
| 32 | 6E5-82117-00-00 | WIRE, LEAD | 1 | |
| 33 | 6R3-82519-00-00 | WIRE, EARTH LEAD | 1 | |
| 34 | 97395-06012-00 | BOLT | 1 | |
| 35 | 92990-06600-00 | WASHER, PLATE | 1 | |
| 36 | 6E5-82531-00-00 | WIRE, LEAD | 1 | |
| 37 | 97395-06012-00 | BOLT | 4 | |
| 38 | 92990-06600-00 | WASHER, PLATE | 4 | |
| 39 | 6R3-82563-00-00 | TRIM & TILT SWITCH ASSY | 1 | |
| 40 | 6E5-82587-00-00 | GASKET | 1 | |
| 41 | 6R3-83614-00-00 | BRACKET | 1 | |
| 42 | 97395-06016-00 | BOLT, HEX | 2 | |
| 43 | 90465-13M36-00 | CLAMP | 1 | |

Part Notes

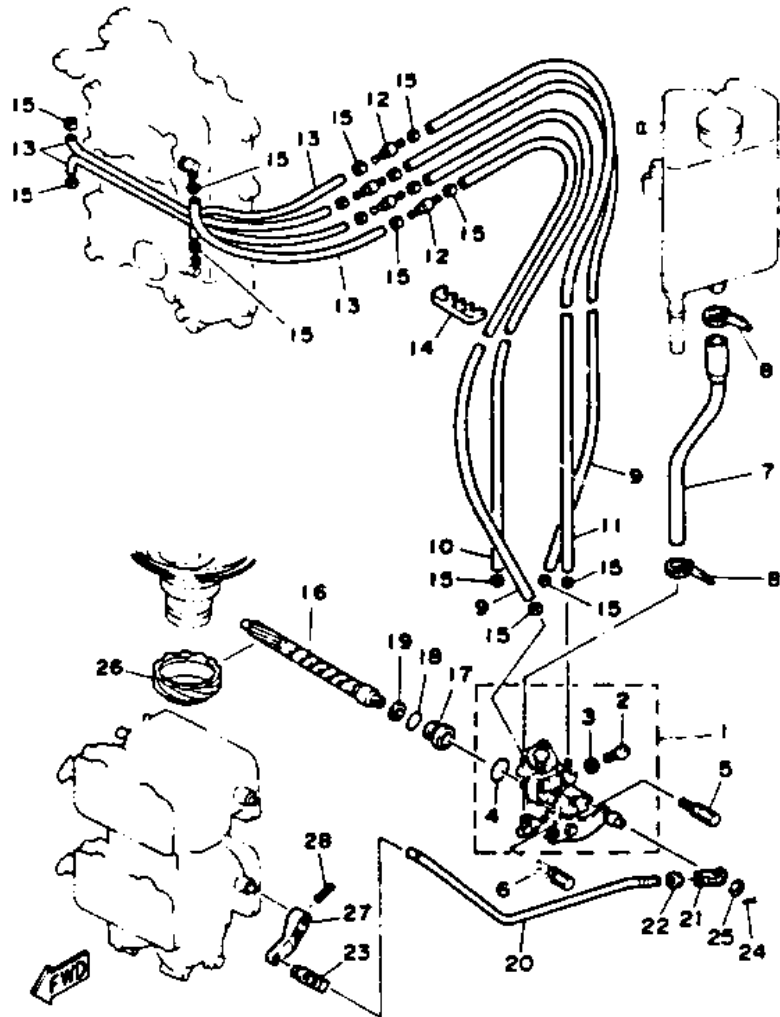
115TXRQ 1992 / ELECTRIC PARTS 2

| PART NUMBER | | NOTE TEXT |
|----------------|---|--|
| 92990-06600-00 |  | OEM: This part number is among the Top 100 Most Popular Marine Maintenance Parts as of March 2014. |
| 92990-06600-00 |  | OEM: This part number is among the Top 100 Most Popular Marine Maintenance Parts as of March 2014. |
| 92990-06600-00 |  | OEM: This part number is among the Top 100 Most Popular Marine Maintenance Parts as of March 2014. |
| 92990-06600-00 | | OEM: This part number is among the Top 100 Most Popular Marine Maintenance Parts as of March 2014. |

| | | |
|----------------|---|--|
| |  | |
| 92990-06600-00 |  | OEM: This part number is among the Top 100 Most Popular Marine Maintenance Parts as of March 2014. |
| 92990-06600-00 |  | OEM: This part number is among the Top 100 Most Popular Marine Maintenance Parts as of March 2014. |

©2014 Yamaha Motor Corporation, U.S.A. All rights reserved.

115TXRQ 1992 / OIL PUMP



©2014 Yamaha Motor Corporation, U.S.A. All rights reserved.


Part List

115TXRQ 1992 / OIL PUMP

| REF - NO | PART NUMBER | PART NAME | QUANTITY | REMARKS |
|----------------|-----------------|-------------------------|----------|--------------|
| 1 | 6N7-13200-00-00 | OIL INJECTION PUMP ASSY | 1 | UR 130 MODEL |
| 1 | 6N6-13200-00-00 | OIL INJECTION PUMP ASSY | 1 | UR 115 MODEL |
| 2 | 716-24444-00-00 | .PLUG, DRAIN | 1 | |
| 3 | 6L2-13475-00-00 | .GASKET | 1 | |
| 4 | 93210-19MA7-00 | .O-RING | 1 | |
| 5 | 90109-06M40-00 | BOLT | 1 | |
| 6 | 90109-06M39-00 | BOLT | 1 | |
| 7 | 6N7-13416-00-00 | PIPE, OIL 1 | 1 | |
| 8 | 90465-11M10-00 | CLAMP | 2 | |
| 9 | 90445-07M85-00 | HOSE (L330) | 2 | |
| 10 | 90445-07M84-00 | HOSE | 1 | |
| 11 | 90445-07M73-00 | HOSE | 1 | |
| 12 | 6R3-13183-00-00 | VALVE, CHECK | 4 | |
| 13 | 90445-07M87-00 | HOSE (L110) | 4 | |
| 14 | 90464-07M06-00 | CLAMP | 1 | |
| 15 | 90468-07M02-00 | CLIP | 16 | |
| 16 | 6R3-11537-00-00 | GEAR, DRIVEN | 1 | |
| 17 | 6R3-13117-00-00 | COLLAR, DISTANCE | 1 | |
| 18 | 93210-13595-00 | O-RING | 1 | |
| 19 | 90202-08M44-00 | WASHER, PLATE | 1 | |
| 20 | 6R3-41241-00-00 | ROD, LINK | 1 | |
| 21 | 6H1-41237-00-00 | JOINT, LINK | 1 | |
| 22 | 95380-05600-00 | NUT | 1 | |
| 23 | 6R5-41237-00-00 | JOINT, LINK | 1 | |
| 24 | 90468-05M03-00 | CLIP | 1 | |
| 25 | 90202-05088-00 | WASHER, PLATE | 1 | |
| 26 | 6R3-11536-00-00 | GEAR, DRIVE | 1 | |
| 27 | 6E5-14276-01-00 | LEVER | 1 | |
| 28 | 91690-30016-00 | PIN, SPRING | 1 | |

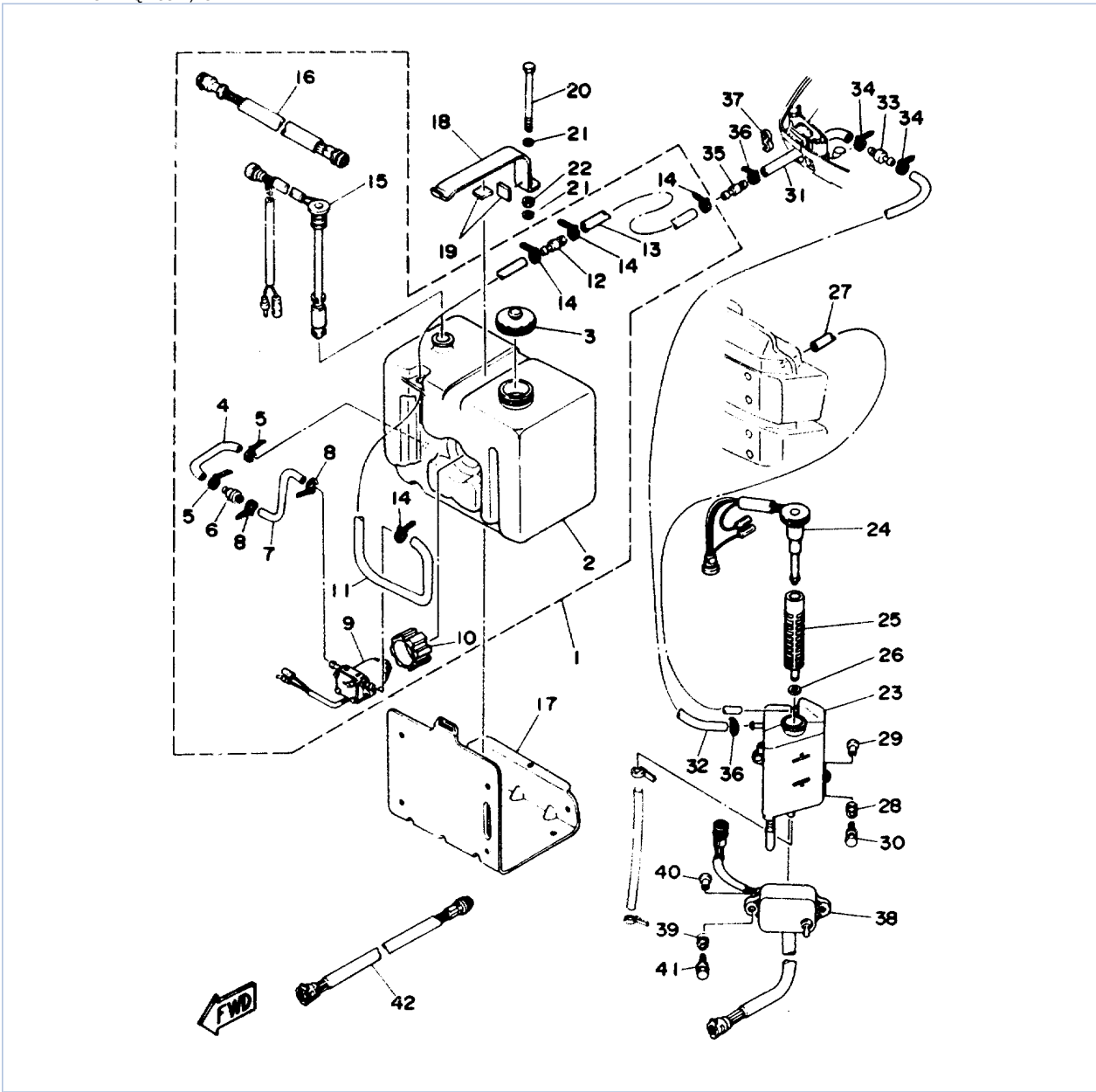
Part Notes

115TXRQ 1992 / OIL PUMP

| PART NUMBER | NOTE TEXT |
|---|--|
| 6H1-41237-00-00  | OEM: This part number is among the Top 100 Most Popular Marine Maintenance Parts as of March 2014. |

©2014 Yamaha Motor Corporation, U.S.A. All rights reserved.

115TXRQ 1992 / OIL TANK



©2014 Yamaha Motor Corporation, U.S.A. All rights reserved.


Part List



115TXRQ 1992 / OIL TANK

| REF - NO | PART NUMBER | PART NAME | QUANTITY | REMARKS |
|----------------|-----------------|---------------------------------|----------|---------|
| 1 | 6E5-21708-05-00 | OIL TANK SUB-ASSY | 1 | |
| 2 | 6E5-21733-02-00 | .SUB TANK, OIL (105L) | 1 | |
| 3 | 6E5-21770-03-00 | .OIL TANK CAP ASSY | 1 | |
| 4 | 6E5-24322-00-00 | .PIPE 11 | 1 | |
| 5 | 90465-11M10-00 | .CLAMP | 2 | |
| 6 | 646-24251-02-00 | .STRAINER 1 | 1 | |
| 7 | 6E5-24319-01-00 | .PIPE, OIL | 1 | |
| 8 | 90465-11M10-00 | .CLAMP | 2 | |
| 9 | 6E5-81900-01-00 | .OIL FEED PUMP ASSY | 1 | |
| 10 | 6E5-81922-00-00 | .GROMMET | 1 | |
| 11 | 6E5-24321-01-00 | .PIPE 10 | 1 | |
| 12 | 6E5-24379-00-00 | .PIPE, JOINT 4 | 1 | |
| 13 | 90445-11M81-00 | .HOSE (L3000) | 1 | |
| 14 | 90465-11M10-00 | .CLAMP | 4 | |
| 15 | 6E5-85720-02-00 | .OIL LEVEL GAUGE ASSY | 1 | |
| 16 | 6N7-85721-00-00 | WIRE, LEAD | 1 | |
| 16 | 6E5-85721-10-00 | .WIRE LEAD | 1 | |
| 17 | 6E5-21734-01-33 | HOLDER, OIL SUB TANK | 1 | |
| 18 | 6E5-21798-01-33 | BRACKET, DAMPER | 1 | |
| 19 | 6E5-21746-00-00 | DAMPER | 2 | |
| 20 | 97380-06100-00 | BOLT, HEXAGON (91201-06100) | 1 | |
| 21 | 92990-06600-00 | WASHER, PLATE | 2 | |
| 22 | 95380-06600-00 | NUT, HEXAGON | 1 | |
| 23 | 6E5-21750-04-00 | OIL TANK ASSY (6E5-21750-03-00) | 1 | |
| 24 | 6G7-85730-03-00 | OIL LEVEL GAUGE ASSY | 1 | |
| 25 | 6E5-13411-00-00 | STRAINER, OIL | 1 | |
| 26 | 6E5-13414-00-00 | GASKET, STRAINER COVER | 1 | |
| 27 | 90445-05M02-00 | HOSE (L380) | 1 | |
| 28 | 6A0-82317-00-00 | DAMPER, IGNITION COIL | 3 | |
| 29 | 624-42542-00-00 | PIPE | 3 | |
| 30 | 90119-06M65-00 | BOLT, WITH WASHER | 3 | |
| 31 | 6R3-24323-10-00 | PIPE 12 | 1 | |
| 32 | 90445-12M02-00 | HOSE (LONG) | 1 | |
| 32 | 90445-12M05-00 | HOSE | 1 | |
| 33 | 6E5-24379-00-00 | PIPE, JOINT 4 | 1 | |
| 34 | 90465-11M10-00 | CLAMP | 2 | |
| 35 | 6E5-24379-00-00 | PIPE, JOINT 4 | 1 | |
| 36 | 90465-11M10-00 | CLAMP | 2 | |
| 37 | 90464-13M34-00 | CLAMP | 1 | |
| 38 | 6E5-85740-02-00 | CONTROL UNIT ASSY | 1 | |
| 39 | 6A0-82317-00-00 | DAMPER, IGNITION COIL | 2 | |
| 40 | 624-42542-00-00 | PIPE | 2 | |
| 41 | 90119-06M65-00 | BOLT, WITH WASHER | 2 | |
| 42 | 6E5-82521-03-00 | WIRE, LEAD | 1 | |
| 42 | 6N7-82521-00-00 | WIRE, LEAD | 1 | |

Part Notes

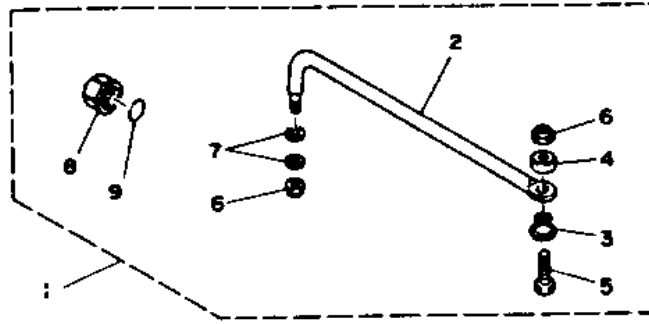
115TXRQ 1992 / OIL TANK

| PART NUMBER | NOTE TEXT |
|---|--|
| 646-24251-02-00  | OEM: This part number is among the Top 100 Most Popular Marine Maintenance Parts as of March 2014. |
| 6E5-81900-01-00 | OEM: This part number is among the Top 100 Most Popular Marine Maintenance Parts as of March 2014. |

| | | |
|----------------|---|--|
| |  | |
| 92990-06600-00 |  | OEM: This part number is among the Top 100 Most Popular Marine Maintenance Parts as of March 2014. |

©2014 Yamaha Motor Corporation, U.S.A. All rights reserved.

115TXRQ 1992 / STEERING GUIDE ATTACHMENT



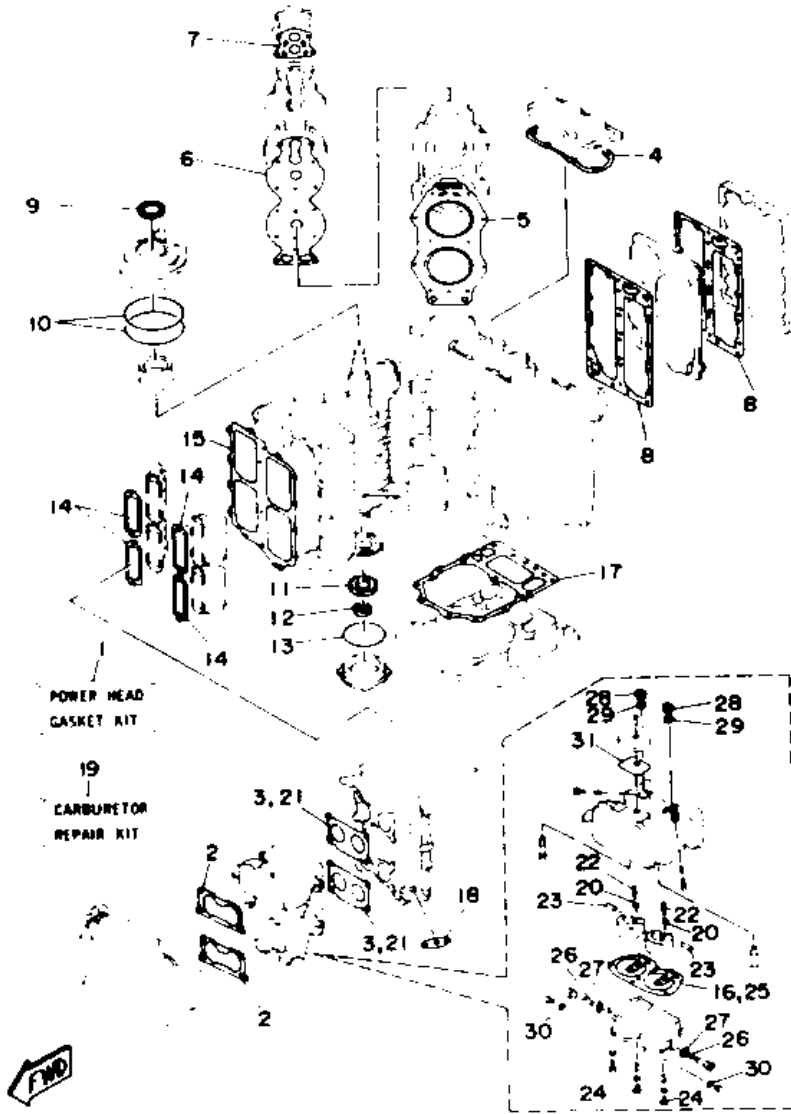
©2014 Yamaha Motor Corporation, U.S.A. All rights reserved.

Part List

115TXRQ 1992 / STEERING GUIDE ATTACHMENT

| REF - NO | PART NUMBER | PART NAME | QUANTITY | REMARKS |
|----------------|-----------------|----------------------------------|----------|---------|
| 1 | 6E5-61350-01-00 | STEERING GUIDE ATTACHMENT KIT | 1 | |
| 2 | 6E5-61351-00-00 | .ROD, STEERING LINK | 1 | |
| 3 | 90387-10M61-00 | ..COLLAR | 1 | |
| 4 | 90560-12M01-00 | ..SPACER | 1 | |
| 5 | 6E5-61355-00-00 | .BOLT | 1 | |
| 6 | 90185-09M01-00 | .NUT, SELF-LOCKING | 2 | |
| 7 | 90201-10M20-00 | .WASHER, PLATE | 2 | |
| 8 | 6E5-43145-00-00 | .CAP, CLAMP BRACKET | 1 | |
| 9 | 93210-16716-00 | .O-RING | 1 | |

115TXRQ 1992 / REPAIR KIT 1



©2014 Yamaha Motor Corporation, U.S.A. All rights reserved.




Part List

115TXRQ 1992 / REPAIR KIT 1

| REF - NO | PART NUMBER | PART NAME | QUANTITY | REMARKS |
|----------|-----------------|------------------------------|----------|---------|
| 1 | 6N6-W0001-03-00 | POWER HEAD GASKET KIT | 1 | |
| 2 | 6K7-14483-00-00 | .GASKET | 2 | |
| 3 | 6E5-14198-A1-00 | .GASKET | 2 | |
| 4 | 6E5-11381-A1-00 | .GASKET 1 | 1 | |
| 5 | 6E5-11181-A0-00 | .GASKET, CYLINDER HEAD 1 | 2 | |
| 6 | 6E5-11193-A0-00 | .GASKET, HEAD COVER 1 | 2 | |
| 7 | 688-12414-A1-00 | .GASKET, COVER | 2 | |
| 8 | 6E5-41112-A0-00 | .GASKET, EXHAUST INNER COVER | 2 | |
| 9 | 93102-40M38-00 | .OIL SEAL | 1 | |
| 10 | 93211-04384-00 | .O-RING | 2 | |
| 11 | 93102-35M13-00 | .OIL SEAL | 1 | |
| 12 | 93101-22M15-00 | .OIL SEAL | 1 | |
| 13 | 93210-74M35-00 | .O-RING | 1 | |
| 14 | 6E5-13621-A1-00 | .GASKET, VALVE SEAT | 4 | |
| 15 | 6E5-13645-A1-00 | .GASKET, MANIFOLD 1 | 1 | |
| 16 | 6E5-14384-03-00 | .GASKET, FLOAT CHAMBER | 2 | |
| 17 | 6G5-45113-A0-00 | .GASKET, UPPER CASING | 1 | |
| 18 | 650-24431-A0-00 | .GASKET, FUEL PUMP 1 | 1 | |
| 19 | 6E5-W0093-06-00 | CARBURETOR REPAIR KIT | 1 | |
| 20 | 6E5-14159-00-00 | .CLIP | 2 | |
| 21 | 6E5-14198-A1-00 | .GASKET | 1 | |
| 22 | 6E5-14546-00-00 | .VALVE, NEEDLE | 2 | |
| 23 | 6E5-14386-02-00 | .PIN, FLOAT | 2 | |
| 24 | 6E5-14394-00-00 | .PLUG, SLOW JET | 2 | |
| 25 | 6E5-14384-03-00 | .GASKET, FLOAT CHAMBER | 1 | |
| 26 | 6E5-14997-00-00 | .O-RING | 2 | |
| 27 | 6E5-14398-01-00 | .GASKET | 2 | |
| 28 | 6E5-14328-01-00 | .PLUG | 2 | |
| 29 | 6E5-14979-00-00 | .GASKET | 2 | |
| 30 | 6J8-14995-00-00 | .GASKET | 2 | |
| 31 | 6E5-14959-00-00 | .GASKET | 1 | |

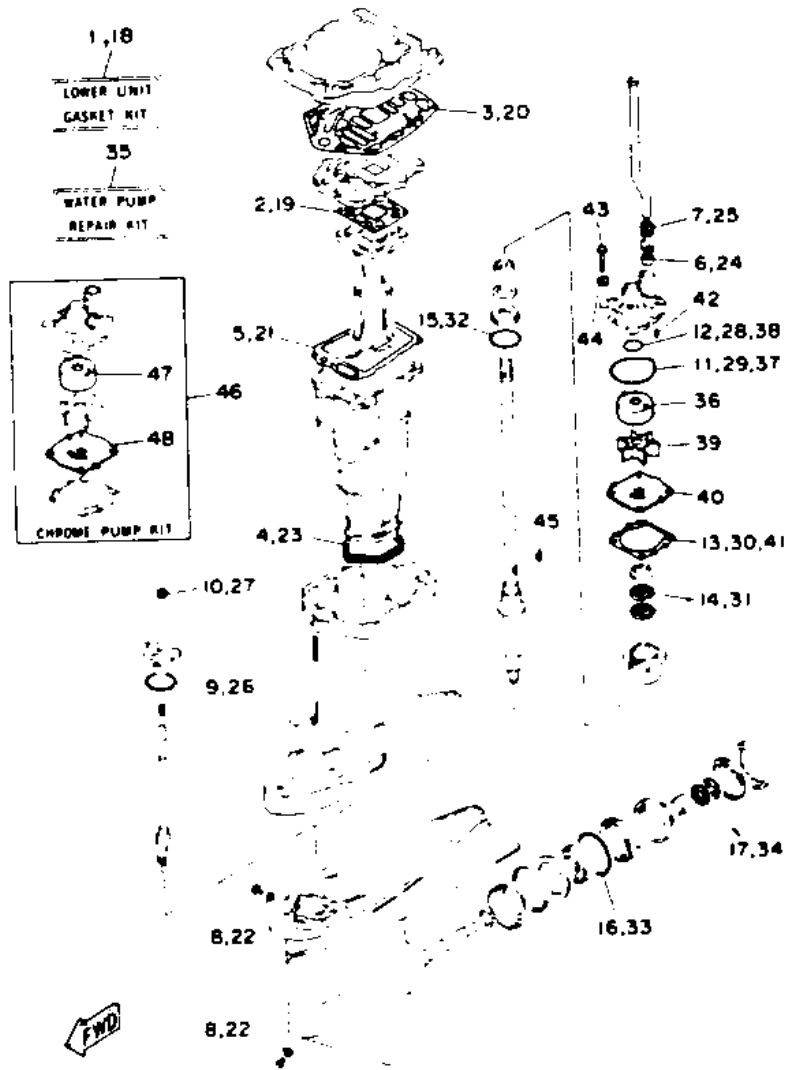
Part Notes

115TXRQ 1992 / REPAIR KIT 1

| PART NUMBER | | NOTE TEXT |
|-----------------|---|--|
| 688-12414-A1-00 |  | OEM: This part number is among the Top 100 Most Popular Marine Maintenance Parts as of March 2014. |
| 93211-04384-00 |  | OEM: This part number is among the Top 100 Most Popular Marine Maintenance Parts as of March 2014. |
| 650-24431-A0-00 |  | OEM: This part number is among the Top 100 Most Popular Marine Maintenance Parts as of March 2014. |

©2014 Yamaha Motor Corporation, U.S.A. All rights reserved.

115TXRQ 1992 / REPAIR KIT 2



©2014 Yamaha Motor Corporation, U.S.A. All rights reserved.














Part List

115TXRQ 1992 / REPAIR KIT 2

| REF - NO | PART NUMBER | PART NAME | QUANTITY | REMARKS |
|----------|-----------------|---------------------------|----------|---------|
| 1 | 6E5-W0001-51-00 | LOWER UNIT GASKET KIT | 1 | MODEL |
| 1 | 6E5-W0001-51-00 | LOWER UNIT GASKET KIT | 1 | MODEL |
| 2 | 6E5-41134-A0-00 | .GASKET, EXHAUST MANIFOLD | 1 | |
| 3 | 6G5-45114-A0-00 | .GASKET, UPPER CASING | 1 | |
| 4 | 6E5-45123-00-00 | .GASKET, MUFFLER | 1 | |
| 5 | 6E5-41135-A0-00 | .GASKET, EXHAUST MANIFOLD | 1 | |
| 6 | 6E5-44365-00-00 | .DAMPER, WATER SEAL 1 | 1 | |
| 7 | 6E5-44366-00-00 | .DAMPER, WATER SEAL 2 | 1 | |
| 8 | 90430-08020-00 | .GASKET | 2 | |
| 9 | 93210-58677-00 | .O-RING | 1 | |
| 10 | 93106-09014-00 | .OIL SEAL | 1 | |
| 11 | 93210-86M38-00 | .O-RING | 1 | |
| 12 | 93210-37M67-00 | O-RING | 1 | |
| 13 | 6E5-44315-00-00 | GASKET, WATER PUMP | 1 | |
| 14 | 93101-28M16-00 | .OIL SEAL | 2 | |
| 15 | 93210-54534-00 | .O-RING | 1 | |
| 16 | 93210-86M39-00 | .O-RING | 1 | |
| 17 | 93101-30M17-00 | .OIL SEAL | 2 | |
| 18 | 6F3-W0001-21-00 | LOWER UNIT GASKET KIT | 1 | MODEL |
| 18 | 6F3-W0001-21-00 | LOWER UNIT GASKET KIT | 1 | MODEL |
| 19 | 6G5-41134-A0-00 | .GASKET, EXHAUST MANIFOLD | 1 | |
| 20 | 6G5-45114-A0-00 | .GASKET, UPPER CASING | 1 | |
| 21 | 6E5-41135-A0-00 | .GASKET, EXHAUST MANIFOLD | 1 | |
| 22 | 90430-08020-00 | .GASKET | 2 | |
| 23 | 6E5-45123-00-00 | .GASKET, MUFFLER | 1 | |
| 24 | 6E5-44365-00-00 | .DAMPER, WATER SEAL 1 | 1 | |
| 25 | 6E5-44366-00-00 | .DAMPER, WATER SEAL 2 | 1 | |
| 26 | 93210-58677-00 | .O-RING | 1 | |
| 27 | 93106-09014-00 | .OIL SEAL | 1 | |
| 28 | 93210-37M67-00 | O-RING | 1 | |
| 29 | 93210-86M38-00 | .O-RING | 1 | |
| 30 | 6E5-44315-A0-00 | .GASKET, WATER PUMP | 1 | |
| 31 | 93101-28M16-00 | .OIL SEAL | 2 | |
| 32 | 93210-54534-00 | .O-RING | 1 | |
| 33 | 93210-86M39-00 | .O-RING | 1 | |
| 34 | 93101-30M17-00 | .OIL SEAL | 2 | |
| 35 | 6E5-W0078-01-00 | WATER PUMP REPAIR KIT | 1 | |
| 36 | 6E5-44322-00-00 | INSERT, CARTRIDGE | 1 | |
| 37 | 93210-86M38-00 | .O-RING | 1 | |
| 38 | 93210-37M67-00 | O-RING | 1 | |
| 39 | 6E5-44352-00-00 | .IMPELLER | 1 | |
| 40 | 6E5-44323-00-00 | .OUTER PLATE, CARTRIDGE | 1 | |
| 41 | 6E5-44315-A0-00 | .GASKET, WATER PUMP | 1 | |
| 42 | 93606-12019-00 | .PIN, DOWEL | 2 | |
| 43 | 97395-08045-00 | .BOLT | 4 | |
| 44 | 90209-08M02-00 | WASHER | 4 | |
| 45 | 90280-04M05-00 | .KEY, WOODRUFF | 1 | |
| 46 | 6E5-W0078-0A-00 | CHROME PUMP KIT | 1 | |
| 47 | 6E5-44322-41-00 | INSERT, CARTRIDGE | 1 | |
| 48 | 6E5-44323-40-00 | .OUTER PLATE, CARTRIDGE | 1 | |

Part Notes

115TXRQ 1992 / REPAIR KIT 2

| PART NUMBER | | NOTE TEXT |
|----------------|---|--|
| 90430-08020-00 |  | OEM: This part number is among the Top 100 Most Popular Marine Maintenance Parts as of March 2014. |
| 93106-09014-00 |  | OEM: This part number is among the Top 100 Most Popular Marine Maintenance Parts as of March 2014. |
| 93210-86M38-00 |  | OEM: This part number is among the Top 100 Most Popular Marine Maintenance Parts as of March 2014. |
| 93101-28M16-00 |  | OEM: This part number is among the Top 100 Most Popular Marine Maintenance Parts as of March 2014. |
| 93210-54534-00 |  | OEM: This part number is among the Top 100 Most Popular Marine Maintenance Parts as of March 2014. |
| 93101-30M17-00 |  | OEM: This part number is among the Top 100 Most Popular Marine Maintenance Parts as of March 2014. |
| 90430-08020-00 |  | OEM: This part number is among the Top 100 Most Popular Marine Maintenance Parts as of March 2014. |
| 93106-09014-00 |  | OEM: This part number is among the Top 100 Most Popular Marine Maintenance Parts as of March 2014. |
| 93210-86M38-00 |  | OEM: This part number is among the Top 100 Most Popular Marine Maintenance Parts as of March 2014. |
| 93101-28M16-00 |  | OEM: This part number is among the Top 100 Most Popular Marine Maintenance Parts as of March 2014. |
| 93210-54534-00 |  | OEM: This part number is among the Top 100 Most Popular Marine Maintenance Parts as of March 2014. |
| 93101-30M17-00 |  | OEM: This part number is among the Top 100 Most Popular Marine Maintenance Parts as of March 2014. |
| 93210-86M38-00 |  | OEM: This part number is among the Top 100 Most Popular Marine Maintenance Parts as of March 2014. |

©2014 Yamaha Motor Corporation, U.S.A. All rights reserved.

©2014 Yamaha Motor Corporation, U.S.A. All rights reserved.