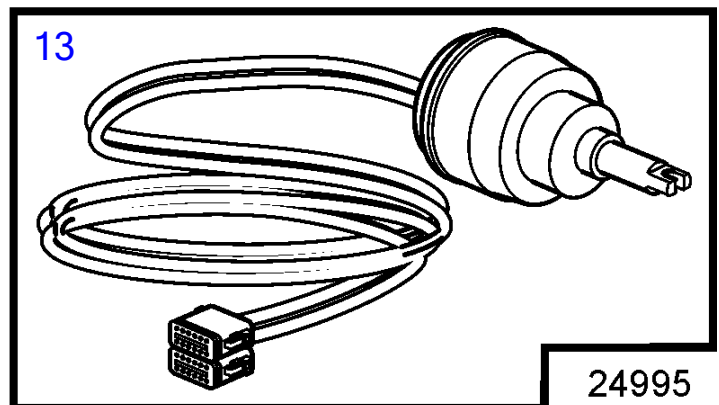

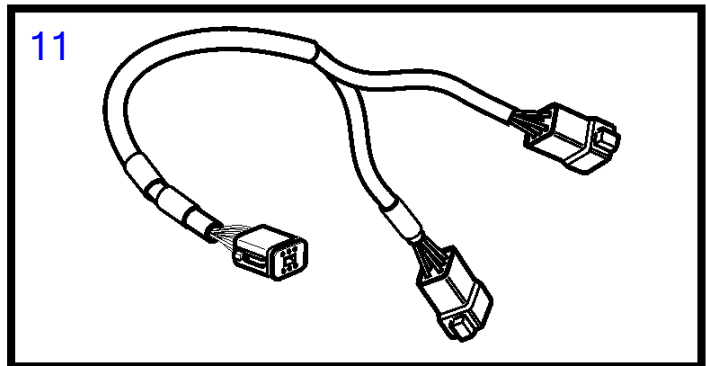
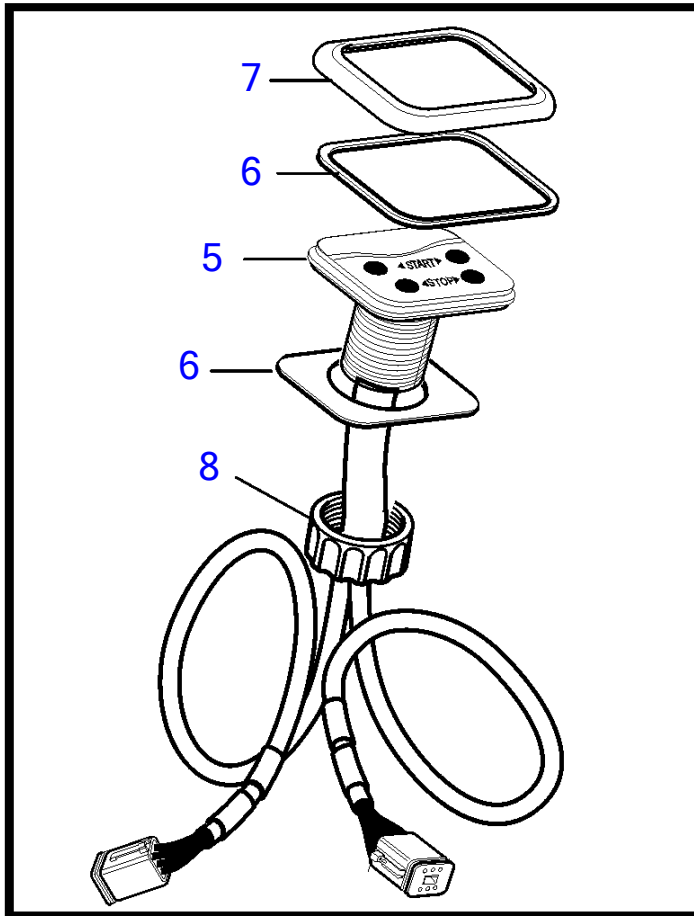
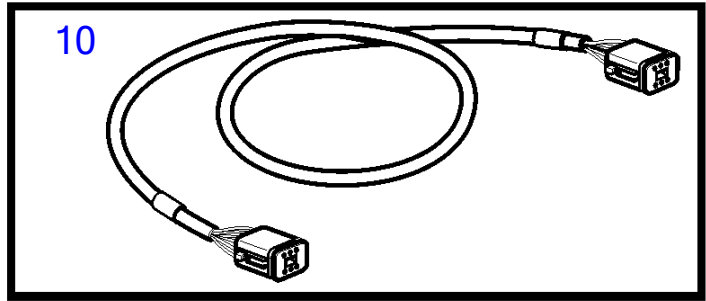
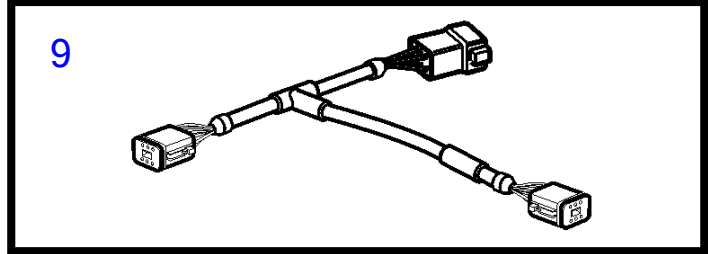
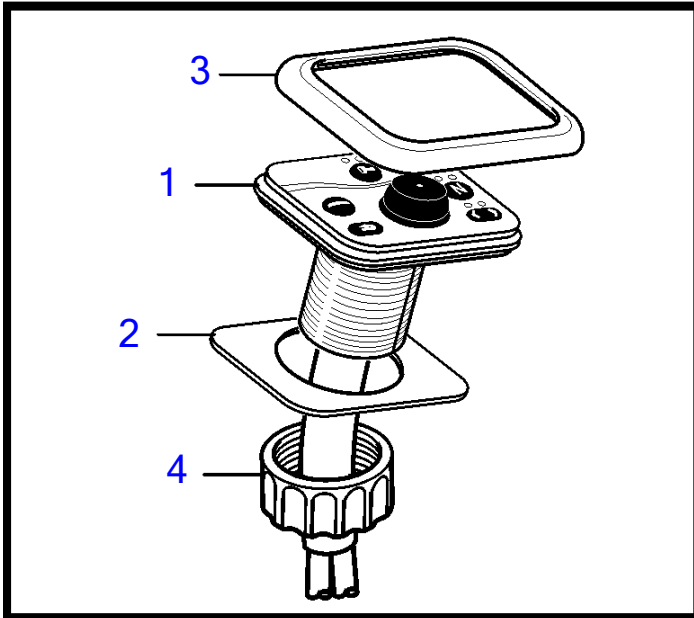


D4-260D-B, D4-260D-C, D4-260D-D, D4-300D-A, D4-300D-C, D4-260D-E, D4-300D-E, D4-300D-D



24995

D4-260D-B, D4-260D-C, D4-260D-D, D4-300D-A, D4-300D-C, D4-260D-E, D4-300D-E, D4-300D-D

REF	PART NO.	QTY	DESCRIPTION	NOTES
1	21310164	1	Control panel	
2	3808135	1	• Gasket	
3	3808131	1	• Frame	
4	3808134	1	• Nut	
5	40005642	1	Control panel, start/stop	Twin installation, Dual station
6	3808135	1	• Gasket	Also for flushmounting.
7	3808131	1	• Frame	
8	3808134	1	• Nut	
9	3588972	2	Cable kit	
10	3886666	3	Cable	
11	3588206	2	Cable kit	
12	3841280	1	Steering wheel adjus	
13	3808380	1	Kit	