





Jabsco Puppy Pump Application Guide




A. 8860-0001



C. 18660-0121



F. 18510-Series



H. 18680-1020

The expanded line is available in the following types: flexible impeller, centrifugal and sliding vane designs. With a total of eight different Puppy models available, you can now meet the needs of nearly any pumping requirement.

Flexible Impeller Pumps

Water Puppy, Commercial Duty Water Puppy, Mini-Puppy and Reversible Mini-Puppy offer excellent primeability, can pass small solids without damaging the pump, and some models can be reversed to change the direction of flow. They are ideal for bilge pumping, bait tank circulation and windshield washers.


Centrifugal Pump

Centri-Puppy is extremely quiet, can pass small solids, and can pump against restrictive plumbing without overloading the motor. Therefore, it is ideal for bait tank circulation or livewell aerators where noise may be a concern. The Centri-Puppy, however, is not self-priming so it must be installed below the liquid source.

Sliding Vane Pumps

Vane Puppy and Reversible Vane Puppy are self-priming with two feet of lift. The nylon rotor and delrin vanes are not effected by oil or diesel fuel. Vane Puppies therefore are especially suitable for engine oil changing and diesel fuel transfer applications. The Reversible Vane Puppy has an integral on-off-reversing switch to pump dirty oil out of an engine and clean oil back in.



		APPLICATIONS					TECHNICAL DATA				
	BAIT TANK	LIVEWELL	BILGE	WINDSHIELD	DIESEL FUEL	ENGINE OIL	FLOW GPM	DUTY CYCLE	PRIME- ABILITY	IGNITION	
MODEL	CIRCULATION	AERATOR	PUMP	WASHER	TRANSFER	CHANGING	(LPM)	(NOTE 1)	(NOTE 2)	PROTECTED	REMARKS
A. Mini Puppy	●	●	●	●			1.8 (6.8)	C	4	YES	May be reversed for intermittent duty
B. Reversible Mini Puppy	●						1.8 (6.8)	C	4	YES	Integral on-off reversing switch
C. Water Puppy	●	●	●	●			5.3 (20)	C	4	YES	Improved high torque motor
D. Commercial Duty Water Puppy	●	●	●	●			7.3 (28)	C	4	YES	Heavy duty ball bearing motor
E. Run Dry Utility Puppy	●	●	●	●			8.0 (33)	C	4	YES	Body reservoir adds 10 min run-dry protection
F. Centri-Puppy	●	●			●		15 (57)	C	0	YES	Very quiet running
G. Vane Puppy					●	●	5.5 (21)	C*	3	YES	Not affected by oil or diesel fuel
H. Reversible Vane Puppy					●	●	5.0 (19)	I	3	YES	Integral on-off reversing switch

Notes: 1. C-Continuous Duty; I-Intermittent Duty. *Excluding 24 volt model which is intermittent dry. 2 Feet of lift with wet pump head, with dry pump feet of lift is reduced to about 2 feet.